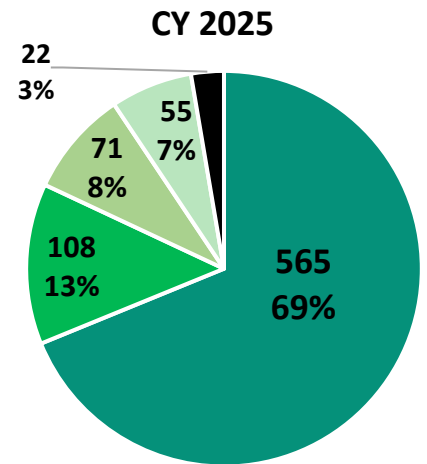
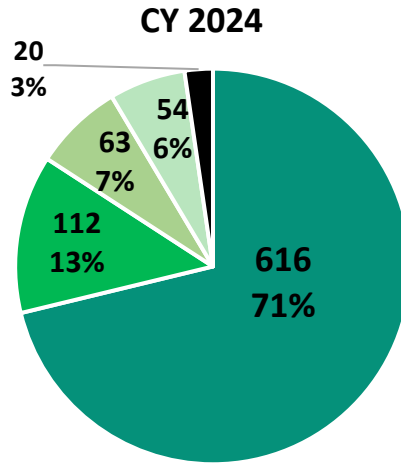
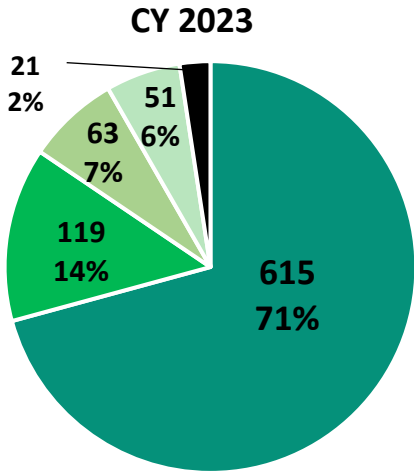


Real Estate Tax Relief (RETR)

Participant Totals by Exemption Rates



■ Full Exemption
 ■ 75% Exemption
 ■ 50% Exemption
 ■ 25% Exemption
 ■ Deferral Only

2025 Real Estate Tax Relief Program by the Numbers

\$5,367,516

The total amount of 2025 RETR provided to help Arlington seniors and homeowners with total and permanent disability remain in their home; a 3% decrease from 2024.

\$697,829

The average assessed value of participating RETR homes.
The average assessed value of all Arlington homes is \$854,900

69%

of households receiving RETR qualified for a full exemption

14%

On average, households save 14% of their income by receiving RETR

72%

of households receiving RETR in 2025 were age 75 or older

95%

or 777 RETR households received relief the previous year

\$6,538

The average amount of tax relief that households received, a 2% increase from 2024 to 2025

34%

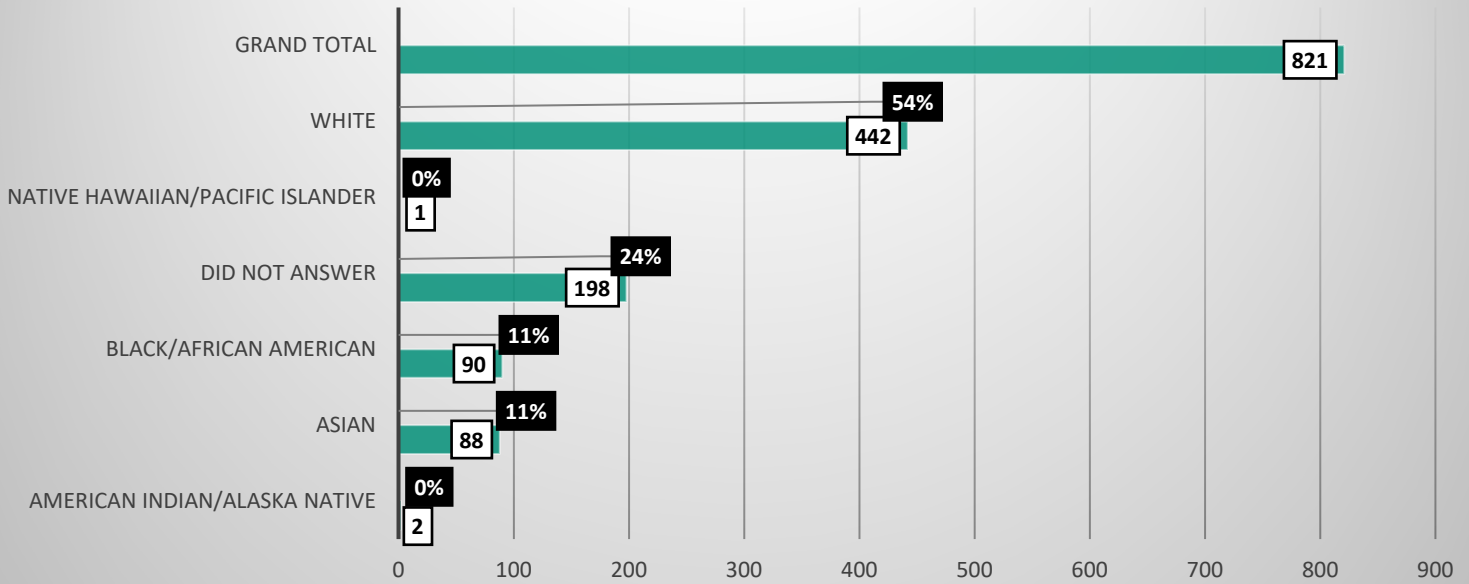
of RETR households reside in zip code 22204 followed by 22207(17%), 22201(11%), and 22205 (10%)

Average income of a RETR participant is \$46,602

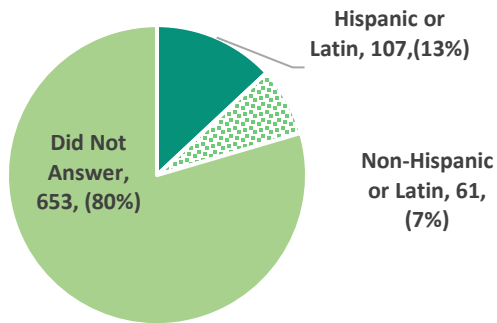
Average assets of a RETR participant are \$150,261

Real Estate Tax Relief (RETR) -Participant Demographics

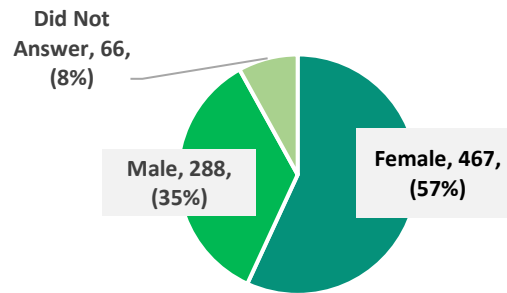
CY 2025 RETR Participant by Race



CY 2025 RETR Participant by Ethnicity



CY 2025 RETR Participant by Gender



CY 2025 RETR Participants by Age

