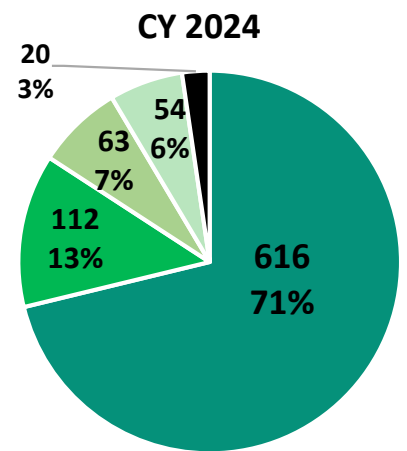
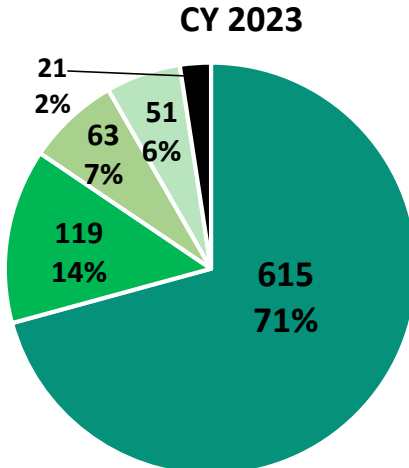
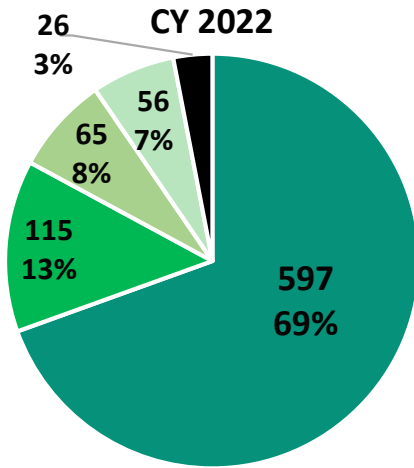




ARLINGTON
VIRGINIA

Real Estate Tax Relief (RETR)

Participant Totals by Exemption Rates



■ Full Exemption ■ 75% Exemption ■ 50% Exemption ■ 25% Exemption ■ Deferral Only

2024 Real Estate Tax Relief Program by the Numbers

\$5,556,487

The total amount of RETR provided to help Arlington seniors and homeowners with total and permanent disability remain in their home

\$684,622

The average assessed value of participating RETR homes.

The average assessed value of all Arlington homes is \$800,600

71%

of households receiving RETR qualified for a full exemption

15%

On average, households save 15% of their income by receiving RETR

69%

of households receiving RETR in 2024 were age 75 or older

97%

of RETR households received relief the previous year

\$6,424

The average amount of tax relief that households received, a 3% increase from 2023 to 2024

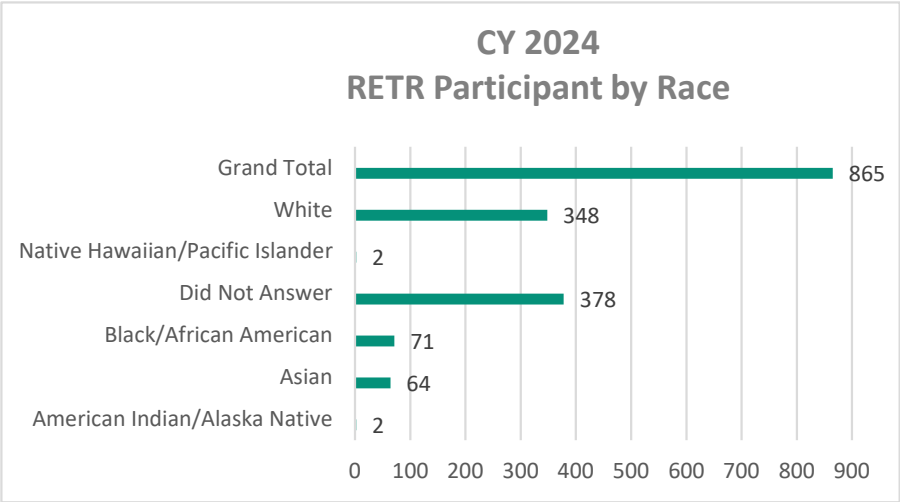
34%

of RETR households reside in zip code 22204 followed by 22207(18%), 22201(11%), and 22205 (11%)

Average income of a RETR participant is \$43,840

Average assets of a RETR participant are \$147,920

Real Estate Tax Relief (RETR) -Participant Demographics



Race	CY 2024	Pct %
American Indian/Alaska Native	2	0.5%
Asian	64	7%
Black/African American	71	8%
Did Not Answer	378	44%
Native Hawaiian/Pacific Islander	2	0.5%
White	348	40%
Total	865	100%

