

Tactical Speed Hump Safety Pilot Project

Community Input & Speed Data Summary

In December 2023, the County launched a [safety pilot project](#) that added tactical speed humps within three school zones: Gunston Middle School, Cardinal Elementary School, and Hoffman-Boston Elementary School. The initiative reintroduced speed humps to Arlington's streets via a limited pilot focused on school slow zones where data showed the implementation of a 20 mph speed limit had not lowered speeds (all segments had 85th percentile speeds of 27 mph or higher).

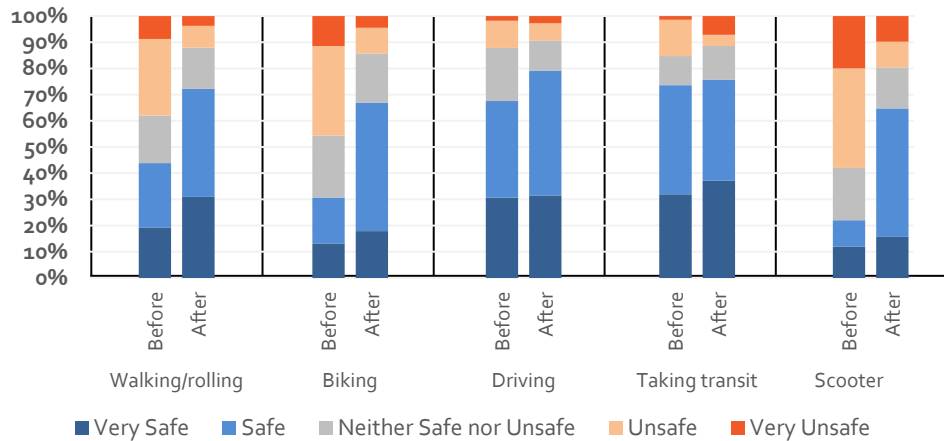


Community Input Summary

Who We Heard From

We asked the community for feedback on the pilot in Spring 2024 and received 247 responses:

- 96% live in Arlington
- 14% work in Arlington
- 35% typically walk
- 84% typically use a vehicle
- 5% typically use transit
- 14% typically use a bicycle



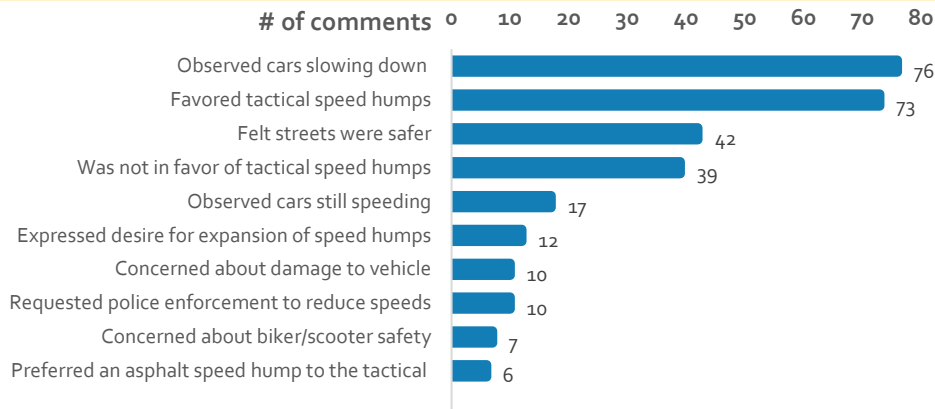
What We Heard

Overall, community feedback on the tactical speed humps pilot was positive. The percentage of respondents who reported feeling "safe" or "very safe" increased for all modes of transportation after the tactical speed humps were installed, especially people walking, biking, or scooting.

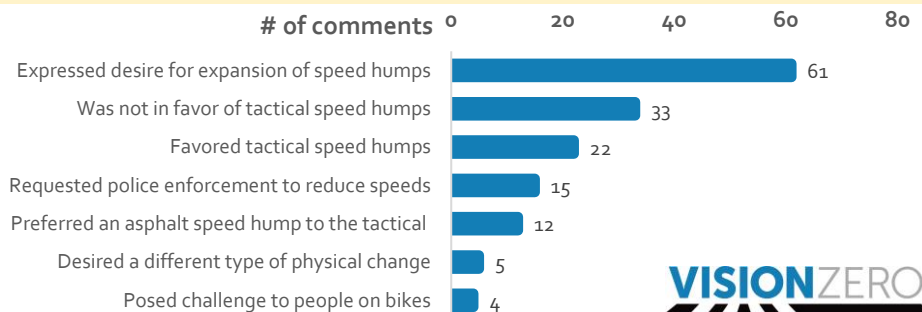
When asked to elaborate on their responses, the top responses were observations of vehicles slowing down and generally positive experiences.

When asked "Is there anything else you'd like to add about this project?", more than 40% of respondents stated they would like to see the pilot expanded throughout the County.

Top responses to open-ended question on before/after safety ratings



Top responses to "Is there anything else you'd like to add about this project for staff to know?"



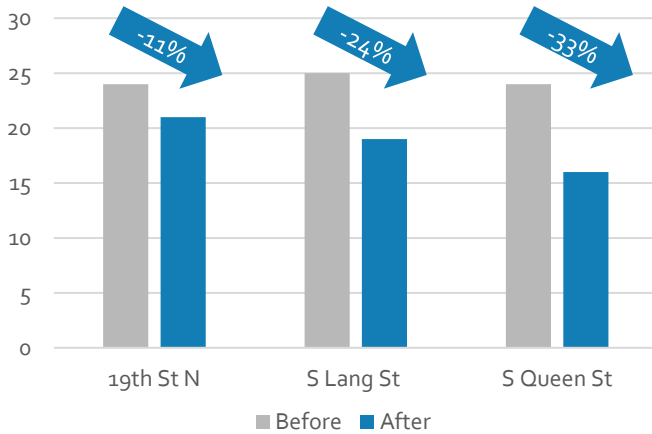
Before/After Speed Data

We collected data for multi-day periods along various points on the corridors before the speed humps were installed and then again at the same points following the installation of the speed humps.

The data illustrate clear reductions in speed:

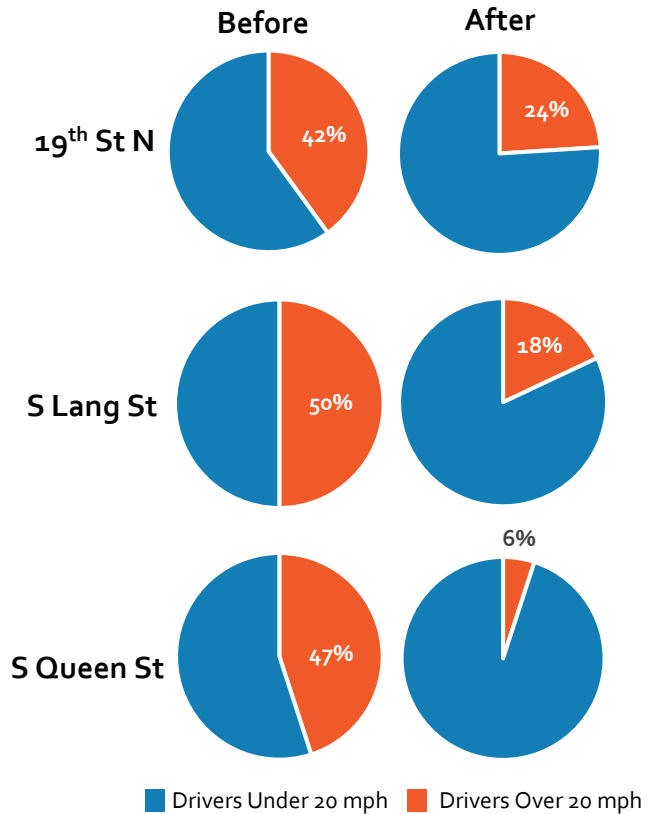
- 18-41% fewer drivers speeding and
- 11-38% lower 85th percentile* speeds.

Combined 85th Percentile* Speeds



*The 85th percentile speed is the speed at or below which 85 percent of the drivers travel on a road segment.

Percent of Drivers Traveling over 20 mph



Pilot Next Steps

Due to the safety benefits expressed by community members and the significant reductions in speeding recorded along the corridors, the County will expand the tactical speed hump safety pilot to three additional sites in fall 2024. We identified expansion locations through before/after speed data collection across all school slow zones installed prior to 2024. The expanded pilot locations are:

- **S Irving St** btwn Arlington Blvd & 2nd St S (Jefferson Middle / Fleet Elementary). Data collected in Spring 2024 showed 85th percentile speeds of 31 mph.
- **22nd St S** btwn S Monroe St and S Kenmore St (Drew Elementary). Data collected in Spring 2024 showed 85th percentile speeds of 28 mph.
- **S Dinwiddie St** btwn S George Mason Dr & S Chesterfield Rd (Wakefield High / Claremont Elementary). Data collected in Spring 2024 showed 85th percentile speeds of 28 mph.

The County will conduct another round of before/after speed data and community engagement following the pilot expansion. Using this information, we will determine next steps for the pilot locations and general guidelines for speed humps. Check the [Vision Zero safety pilot project page](#) for updates.

