

Phase 2 School Slow Zones – Spring 2023

What is a school slow zone?

A school slow zone is a permanent 20 mile-per-hour speed limit on a neighborhood street within 600 feet of a key access point to a school. **The 20mph speed limit in these school slow zones are enforceable around the clock and every day, whether school is in session or not.**

In early 2022, the County installed [demonstration school slow zones](#) at 13 schools. [Community feedback](#) on these slow zone demonstrations was positive. Therefore, we finalized our [school zone guidelines](#) and will install a second phase of slow zones at an additional 14 schools in Spring 2023.

The school slow zone installation process includes retrofitting the entire school zone to ensure high visibility crossings and school zone signage within the school zone, as well as appropriate speed limits on the school's beacons arterial roadways.

School slow zones – Phase 2

The second phase of school slow zone installations and school zone retrofits is planned for the following schools ([view maps here](#)) in Spring 2023:

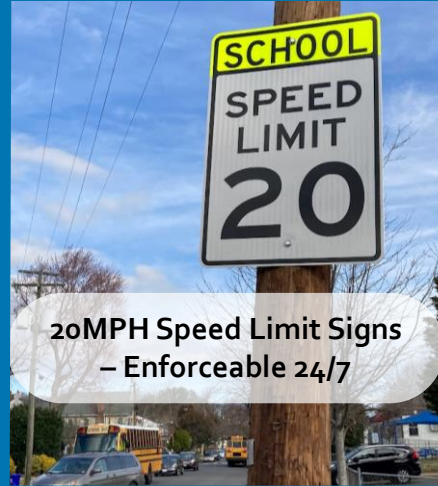
- Barrett Elementary
- Campbell Elementary + Carlin Springs Elementary + Kenmore Middle
- Alice West Fleet Elementary + Jefferson Middle
- Montessori School of Arlington + Arlington Community High + Arlington Career Center
- Nottingham Elementary
- Swanson Middle
- Williamsburg Middle + Discovery Elementary
- Yorktown High

[See here for Phase 1 school slow zones.](#)

How can you get involved?

Here are a few ways that you can get involved:

1. **Follow the speed limit:** Whether you're dropping students off or just driving through the neighborhood, remember that **driving at 20MPH significantly lowers your crash risk.**
2. **Share this flyer:** Spread the word so that more community members are aware of new, lower speed limits around schools!
3. **Stay tuned:** For updates, visit the [Vision Zero website](#) and sign up for our monthly Vision Zero Newsletter.




20MPH Speed Limit Signs
– Enforceable 24/7

What does a school slow zone look like?




School Crossing Signs

High Visibility Crosswalks




Speed Limit Markings

Hit by a vehicle traveling at **20MPH**



9 out of 10 pedestrians survive.

Hit by a vehicle traveling at **30MPH**



5 out of 10 pedestrians survive.

