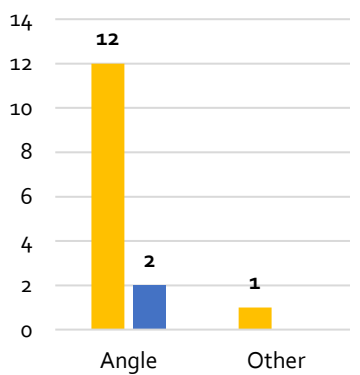


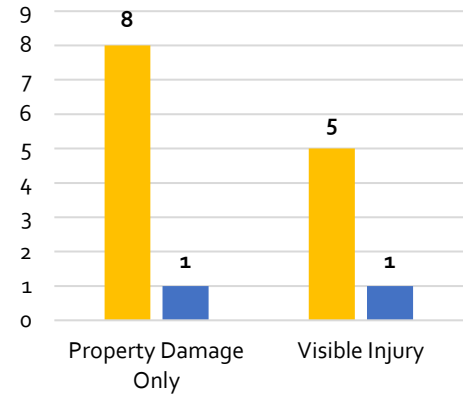
# Collisions Before and After: N Pershing Dr & N Irving St

In August 2017, the County installed an all-way stop at N Pershing Dr and N Irving St due to a high number of qualifying collisions within 12 months. **The average number of collisions per year decreased from 3.25 in 2014-2017 (before project) to .5 in 2018-2022 (after project).**

Types of Collisions



Severity of Collisions



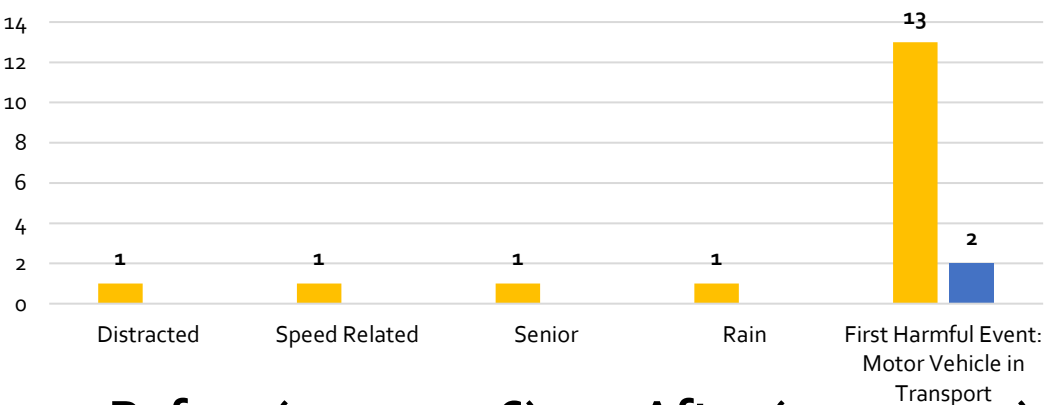
## Tools Implemented

Stop Sign Control



Indicate where traffic is required to stop (using MUTCD standards).

Collision Characteristics\*



■ Before (2014-2016) ■ After (2017-2022)

Total Collisions

