

Vision Zero Annual Safety Feedback Summary

July 2023

By the numbers...

- **1,056** feedback form responses
- **6** pop-up events with about **430** personal interactions
- **125** lawn signs distributed
- **40** sidewalk stickers
- **2** library kiosks with mail-in feedback forms
- **1** community walking tour with over **30** participants

Who we heard from on the feedback form...

- **89%** live in Arlington
- **23%** work in Arlington
- **84%** typically walk
- **74%** typically use a personal vehicle
- **57%** typically use transit
- **44%** typically use a bicycle



ARLINGTON
VIRGINIA



Vision Zero in Arlington County

Vision Zero is an internationally recognized strategy to eliminate all traffic fatalities and severe injuries, while increasing safe, healthy, and equitable mobility for all. In May 2021, the Arlington County Board [adopted a five-year Vision Zero Action Plan to work toward our goal of zero serious injuries or fatalities on Arlington's transportation system by 2030.](#)



Role of the Annual Safety Feedback Engagement

The Vision Zero team quantitatively measures progress toward Vision Zero by analyzing crash data and trends. **The Vision Zero Action Plan also called for an Annual Safety Feedback Engagement: a way to qualitatively assess progress** towards our Vision Zero safety goals by engaging with the community to learn about individuals' experiences, perspectives and safety needs.

This document summarizes Arlington County's second Vision Zero Annual Safety Feedback Engagement, which occurred from April 1 through 30, 2023.

Engagement Activities

Community engagement for the Annual Safety Feedback Engagement consisted of several activities:

1. From April 1 through 30, the County collected responses via a ten-question online or paper **feedback form and clickable interactive map.**
2. Throughout April 2023, the Vision Zero Team hosted **six pop-up events** around the County to obtain in-person feedback. The pop-up locations, times, and duration were strategically chosen to reach a diverse audience near high-crash corridors, particularly from underrepresented demographic groups. We collected community input both verbally and on interactive posters.
3. The Vision Zero team worked to **convene focus group meetings** to gather feedback related to schools from students, parents of students, and teachers/staff. Targeted outreach to schools sought to recruit participants, but participation was very low.
4. The County hosted an **open house** to share information and gather feedback.
5. The County hosted a **walking tour** with WalkArlington to educate community members about the application and impacts of recent safety improvements on a High-Injury Network corridor.

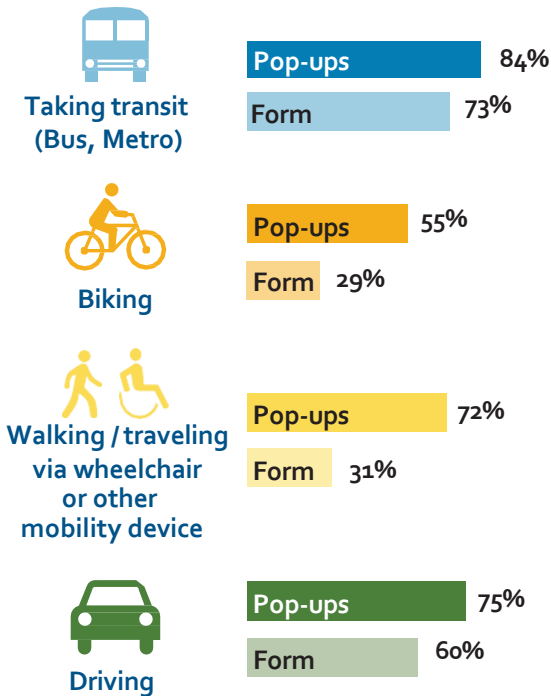
How safe do you feel while traveling in Arlington?

Input received from the feedback form and in-person pop-ups revealed important information about perceptions of safety while traveling in Arlington.

In general, **most people feel safe** while traveling in Arlington, particularly **while driving and taking the bus/Metro**, but **less so when walking or biking**.

Pop-up participants indicated that they generally feel safer while traveling on all modes as compared to those who responded to the feedback form.

RESPONDENTS WHO AGREE IT IS SAFE TO TRAVEL BY EACH MODE IN ARLINGTON

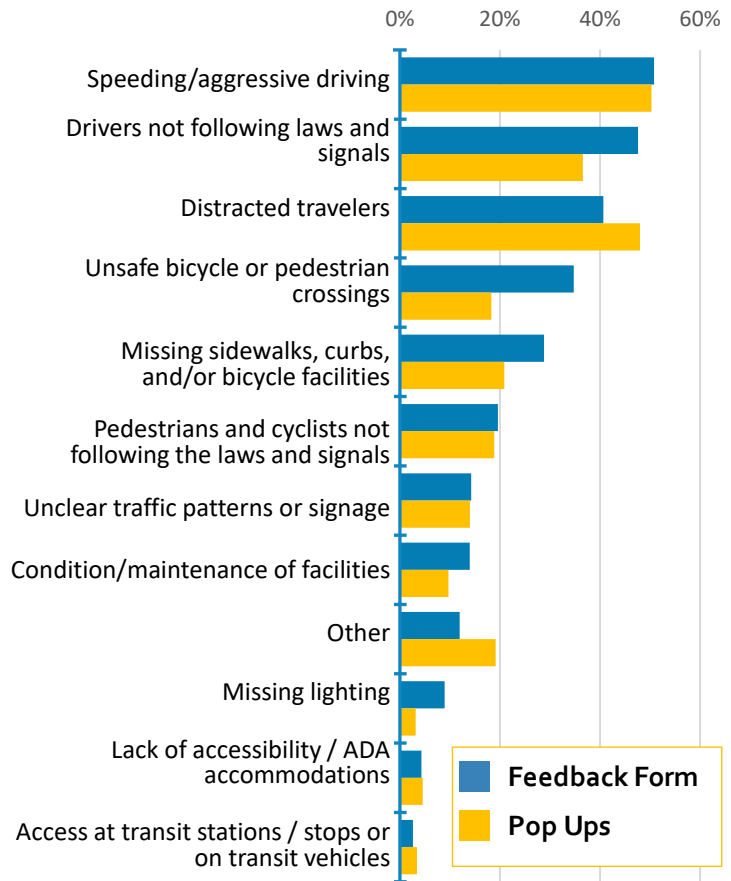


What are your top concerns while traveling in Arlington?

The top three concerns were the same for pop-ups and for the feedback form:

1. Speeding & aggressive driving
2. Distracted travelers
3. Drivers not following laws and signals

WHAT ARE THE TOP THREE REASONS YOU MAY FEEL UNSAFE TRAVELING IN ARLINGTON?



What do you think Arlington County can do to make travel safer?

We asked for insight into what else the County can do to make travelling safer. The responses were wide-ranging, but the repeated themes included:

- Provide continuous, safe bike paths
- Enforce traffic violations and require more driver education
- Improve crosswalks and sidewalks
- Implement 'no right turn on red' and more leading pedestrian intervals
- Install more/better lighting
- Implement traffic calming measures
- Provide scooter infrastructure
- Address short-term pick-up/drop-off/delivery needs (i.e., implement curbside management)

What safety advice would you give individuals when traveling in Arlington?


We received over 920 pieces of advice, which broadly fell into the following messages:

- Be patient and respectful
- Slow down
- Pay attention
- Stay alert
- Drive carefully
- Watch for others
- Stay off your phone
- All travelers should follow traffic laws
- Don't drive under the influence of alcohol or drugs
- Walk more, take transit, or drive less

How the Vision Zero Team is using this feedback

To incorporate the feedback received into the Vision Zero 2024 agenda, we will:

- Expand education about safe driving
- Continue advancing automated enforcement
- Work to bolster compliance with safe scooter practices
- Encourage safe pick-up/drop-off/delivery practices
- Amplify efforts to reduce speeds
- Focus on accessibility needs
- Continue to prioritize projects that elevate safety for people walking and biking
- Focus on safe crossing infrastructure, including signal timing, flashing lights, and education about these tools
- Increase awareness of the Request for Service tool



Stay tuned for updates!

- If you want to report a safety issue, please visit the [Request for Service](#) portal.
- Please visit the website below to sign up for email updates or to learn more about Vision Zero!