

# ARLINGTON COUNTY, VA

## CONTINUUM OF CARE

### 2025 POINT-IN-TIME COUNT

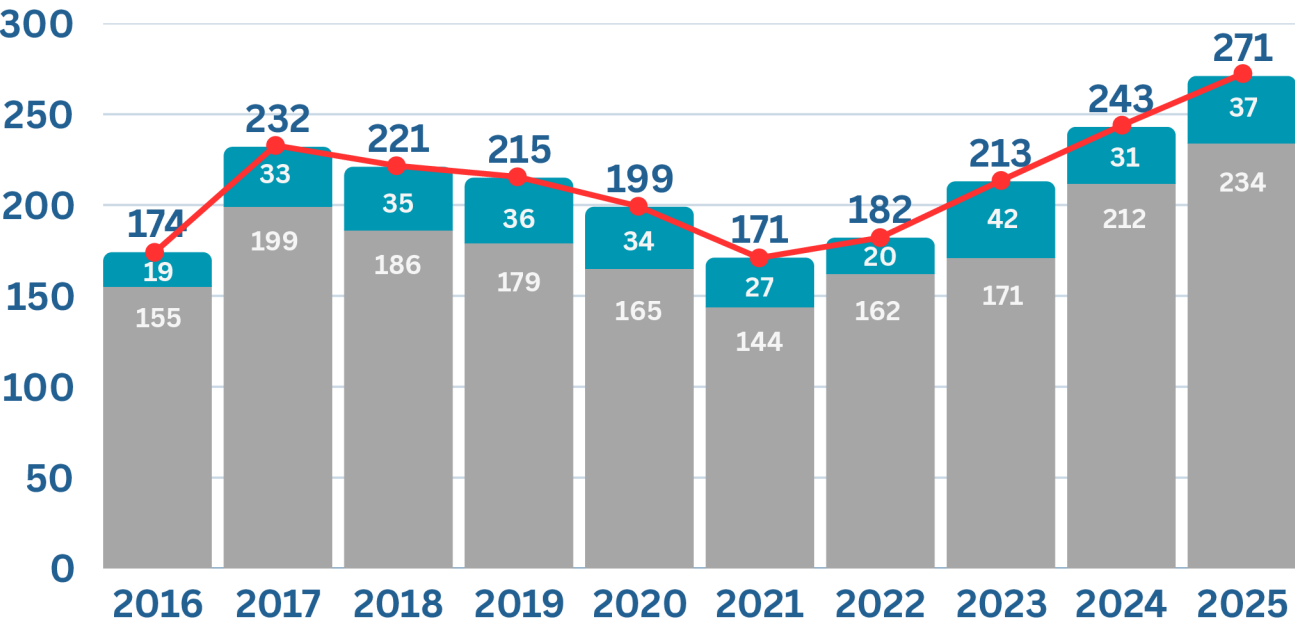


Conducted on January, 22, 2025

The Arlington CoC's mission is to make homelessness rare, brief, and non-recurring by providing affordable and sustainable housing, tailored services, and by centering the voices and expertise of people with lived experience of homelessness. The Count is an annual enumeration of persons experiencing homelessness in Arlington, Virginia. The CoC utilizes this data in conjunction with year-round trends to understand emerging needs, monitor progress and performance, and meet state and federal regulatory requirements.

### 10-Year Trends

● Sheltered ● Unsheltered



↑12%  
increase in  
Arlington County  
homelessness

↑19%  
increase in  
unsheltered  
homelessness

↑10%  
increase in  
sheltered  
homelessness

### Sub-Populations

**Single Adults**  
↑8%  
169 people in 2024  
vs  
183 people in 2025

**Families**  
↑19%  
74 people (24 families) in 2024  
vs  
88 people (33 families) in 2025

**Chronic Homelessness**  
↓34%  
35 people in 2024  
vs  
23 people in 2025

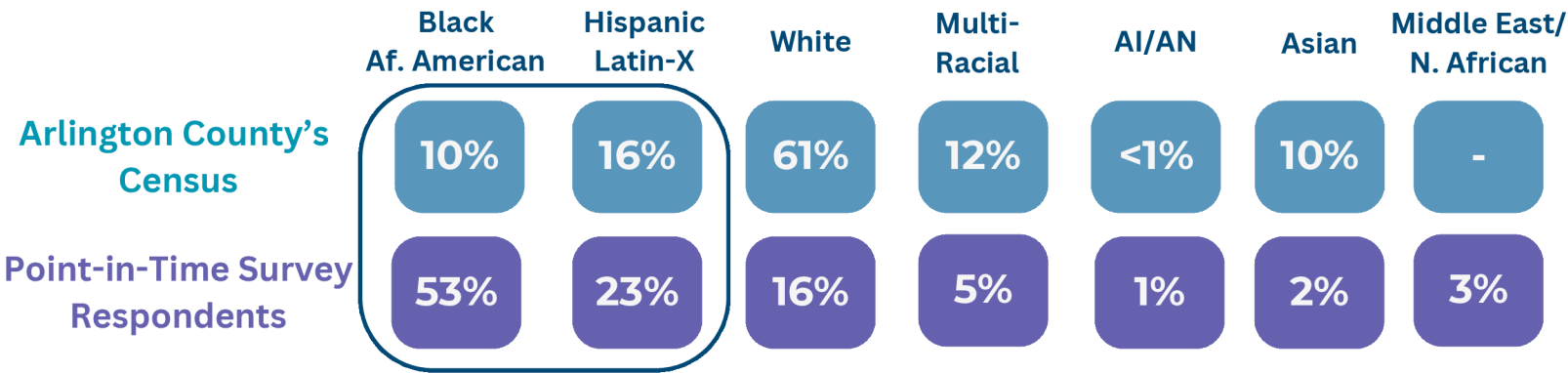
**Veterans**  
↓69%  
13 Veterans in 2024  
vs  
4 Veterans in 2025

**Youth & Young Adults**  
↑20%  
10 people (9 families) in 2024  
vs  
12 people (10 families) in 2025

**Domestic Violence**  
↑6%  
17 people (13 families) in 2024  
vs  
18 people (11 families) in 2025

Percent Changes reflect changes in households (HHs).

## Race and Ethnicity



People identifying as Black or African American and Hispanic or Latin-X are over-represented among people who were surveyed on the night of the count.

The following race and ethnicity groups were not selected by respondents: American Indian, Alaska Native or Indigenous & Hispanic; Asian & Hispanic; Middle Eastern/North African & Hispanic; Native Hawaiian/Pacific Islander; Native Hawaiian/Pacific Islander & Hispanic)

## Gender\*

	Single Adults	Adults in Families
Woman	27%	77%
Man	72%	23%
Transgender	1%	0%

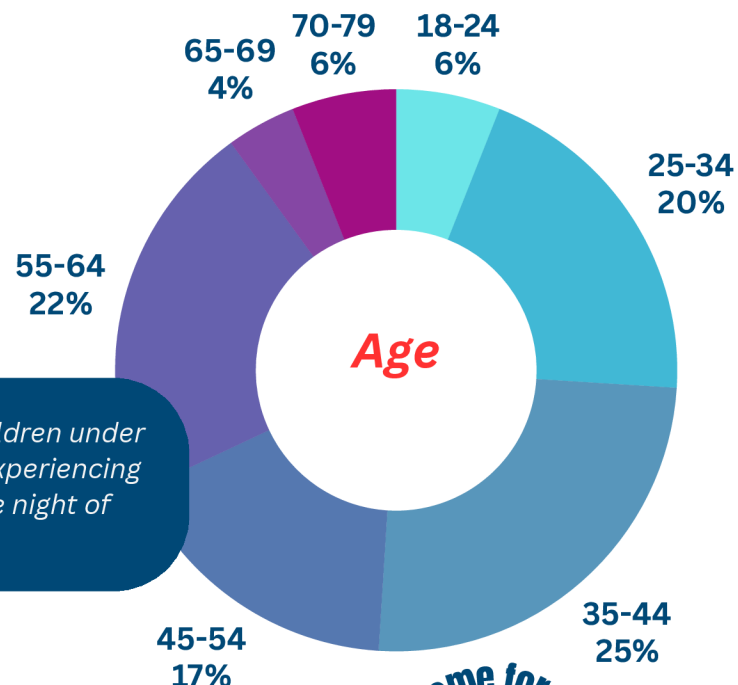
While people who identify as men are over-represented among single adults surveyed, women are over-represented among family heads of household - a trend seen in previous counts.

\*Gender identities included but not selected by respondents: Culturally Specific Identity, Non-Binary, Questioning, Different Identity, More Than One Gender.

The greatest majority of people experiencing homelessness were aged 35-44 (57 people). However, 32% of people were over the age of 55.

In 2025, 72 people experiencing homelessness were over the age of 65 years as compared to 67 people in 2024.

An additional 44 children under the age of 18 were experiencing homelessness on the night of the count.



To learn more about Arlington's Continuum of Care  
Visit: <https://www.arlingtonva.us/Government/Departments/DHS/Public-Assistance/Homelessness>