

2021 Arlington Resident Travel Survey and Special Analysis Technical Report

Tasha Arreza
Research Director, Mobility Lab
Arlington County Commuter Services

September 29, 2022

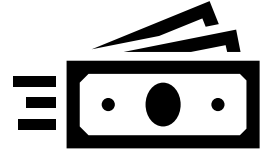


What is Mobility Lab?

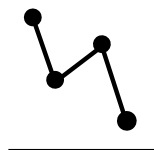
- A **research center** and **communication source** for transportation behavior, policy and **Transportation Demand Management (TDM)**.



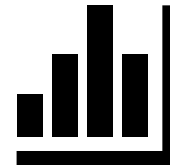
Division of Arlington County Commuter Services (ACCS), the TDM Agency for Arlington County, Virginia



Funded by multiple sources including the Virginia Department of Rail and Transportation (DRPT)



We design and conduct TDM research for Arlington County - e.g., Transit Bureau



We partner with established research subcontractors



We interact with major regional TDM stakeholders



We communicate results and raise awareness on TDM in Arlington through our website and newsletters



Background and Methodology of the Report



What is the 2021 Arlington Resident Travel Survey?

- Data was gathered using a survey conducted online among adult residents of Arlington County. Similar surveys were conducted in 2015 and 2009.
- Arlington households received postcards inviting them to answer the online survey. A telephone number was also provided as an alternative.
- Random sample of 4,213 Arlington residents:
 - Employed and non-employed
 - Geographic sub-areas: Rosslyn-Ballston corridor, Route 1 corridor, Columbia Pike, Shirlington, and all other areas (i.e., areas north and south of Route 50).
 - Population sub-groups (i.e., demographic or travel characteristics)
- Topics covered: commute patterns and non-work travel, opinions and attitudes about travel, transportation services and resources, and demographic characteristics of the sample,
- New topic: travel behavior changes prompted by the COVID-19 pandemic (i.e., telework, current commute vs. pre-pandemic commute vs. post-pandemic commute)

Key Highlights

Results and findings from the report



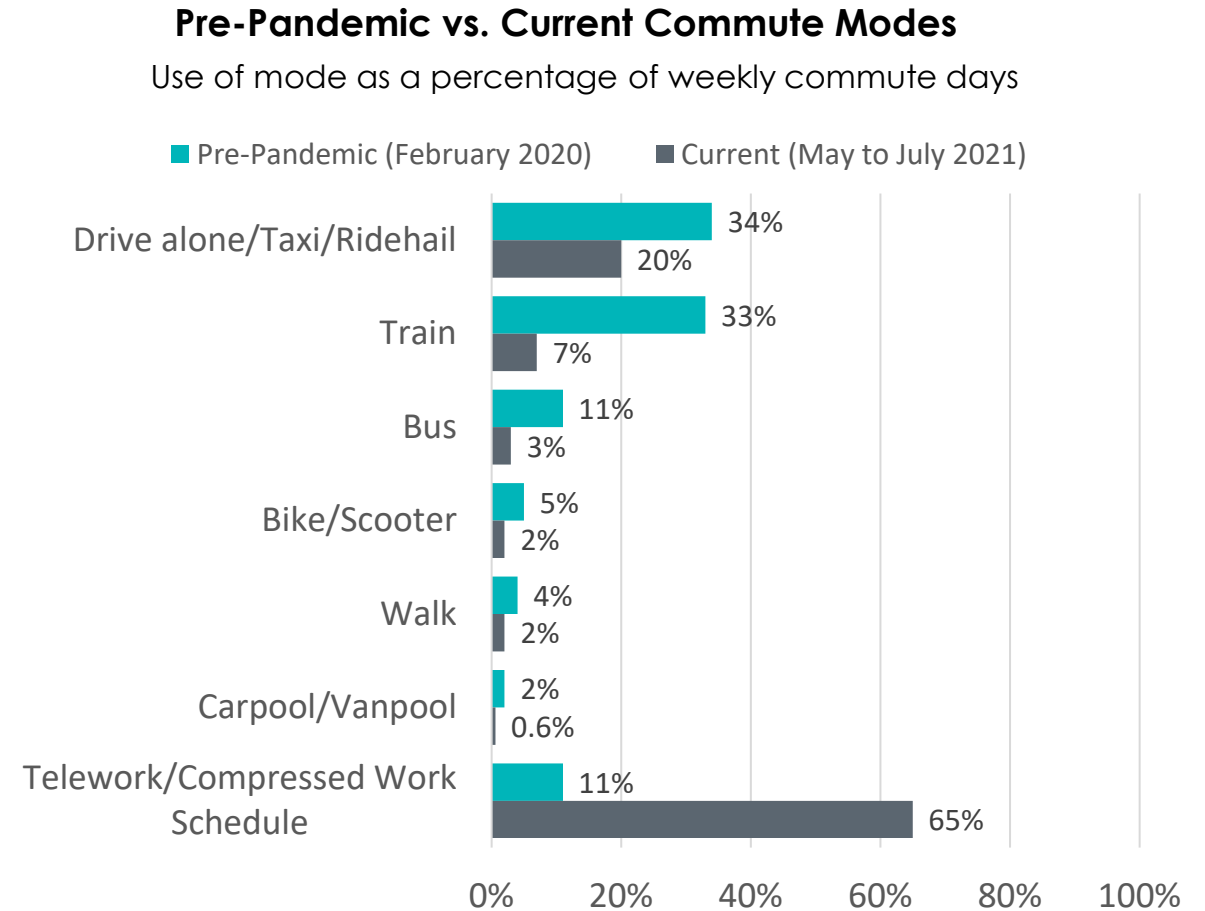
Demographics: High household income, mix of new and long-time residents, lower level of car ownership in Metro corridors

- 75% of respondents reported annual household incomes of \$100,000 or higher.
- 38% of respondents moved to Arlington within the past five years. 46% of respondents lived in the County for 10 years or longer.
- 12% of Arlington households are car-less overall: 23% in Metro corridors vs. 7% in non-Metro corridors.



Work travel: Pandemic shifted commute travel from transit to drive alone, but 2015 vs. 2020 commute travel show decline in drive alone and increase in transit use

- 70% of employed respondents were working from home for at least three days per week in 2021. Pre-pandemic, 42% did not work from home at all.
- Non-telework, non-SOV modes decreased to 15% in 2021 from 55% pre-pandemic.
- Drive alone fell from 45% of commute days in 2015 to 38% of commute days at the start of 2020.
- Train use grew to 49% of commute days in 2020 from 42% of commute days in 2015.



Source: Data from the 2021 Arlington Resident Travel Survey

Non-work travel: Drive alone is the most common mode, followed by walking and drive/ride with others

- Non-work travel mode split (grouped):

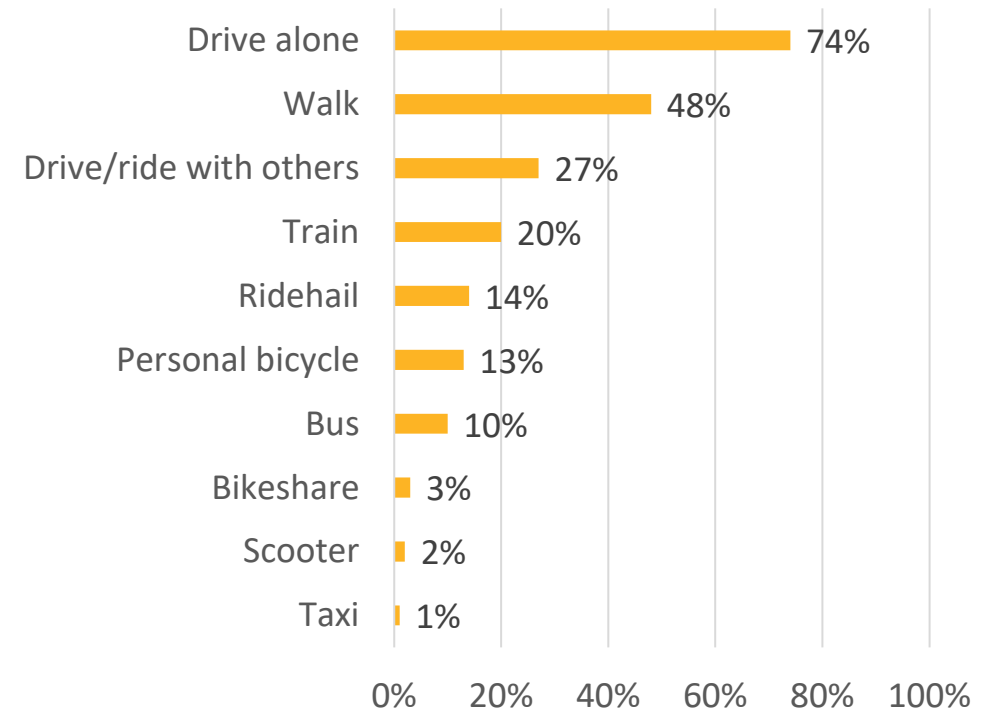
- Drive alone: 74%
- Walk: 48%
- Drive/ride with others: 27%
- Transit: 22%
- Bicycle/scooter: 16%
- Taxi/ridehail: 15%

- On weekends, respondents are more likely to use the following modes than on weekdays:

- Drive alone (70% vs. 64%)
- Drive/ride with others (25% vs. 14%)
- Ridehail (12% vs. 7%)

Mode Split for Non-Work Trip Made Last Weekday or Last Weekend

Share (%) of respondents who used each mode. Multiple response permitted

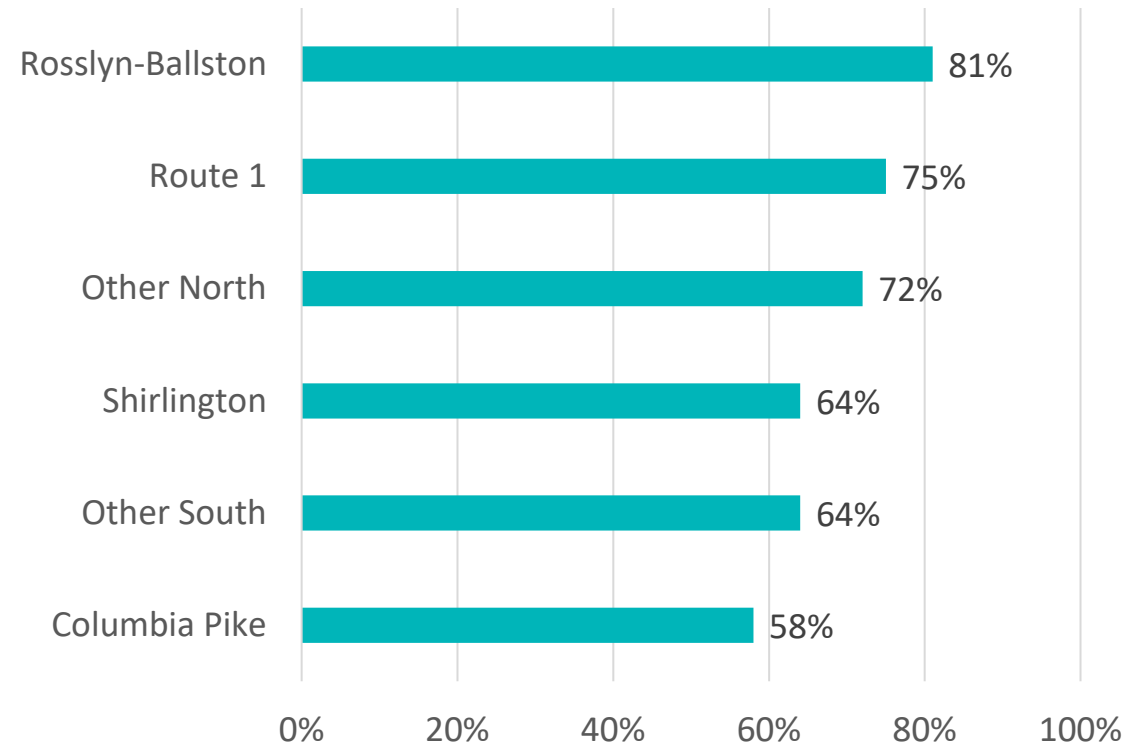


Source: Data from the 2021 Arlington Resident Travel Survey

Transportation satisfaction: High level of satisfaction with the transportation system; high importance for reliability, predictability and safety

- 71% of respondents were satisfied with Arlington's transportation system (up from 65% in 2015). Satisfaction levels varied:
 - 81% in Rosslyn-Ballston
 - 75% in Route 1
 - 64% in Shirlington and Other South
 - 58% in Columbia Pike
- Factors that influence transportation mode choice: reliability/predictability of travel time (95%), total trip time (91%), and safety from crashes or injury (78%).
 - Cost was a more important factor for respondents younger than 35 years.
 - Safety, travel flexibility, and familiarity with mode were important for older respondents.

Transportation Satisfaction by Home Area
Percentage Rating Satisfaction as a 4 or 5 (Very Satisfied)

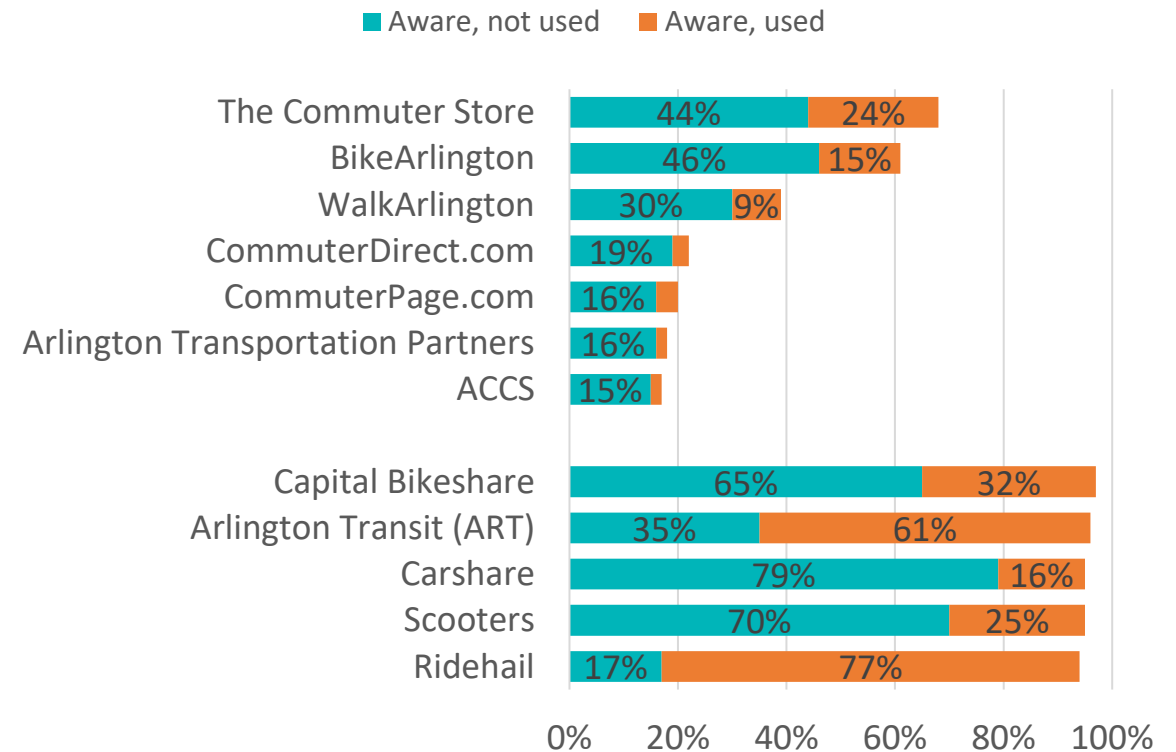


Source: Data from the 2021 Arlington Resident Travel Survey

Travel assistance resources: High level of awareness and use of services of travel information and assistance available in Arlington County

- 95% of respondents used at least one travel/trip information app on a digital device.
- 83% of respondents knew of at least one travel information and assistance organizations in Arlington County. The most popular are The Commuter Store (68%), BikeArlington (61%), and WalkArlington (39%).
- 97% have heard of Capital Bikeshare and 32% have used it.
- 95% have heard of scooter services and 25% reported riding a scooter.
- Two-thirds of respondents living in multi-family buildings said their building offered travel information and assistance services.

Awareness and Use of Arlington Travel Information and Assistance Organizations, and Arlington Transit and Travel Options Organizations

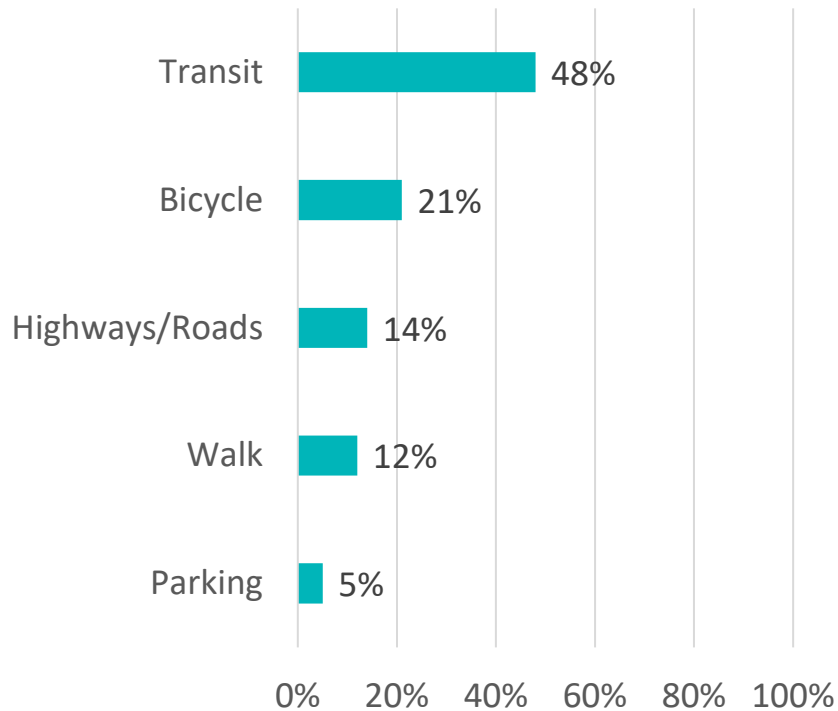


Source: Data from the 2021 Arlington Resident Travel Survey

Transportation needs: Transit and bicycle are top transportation needs; walking-related services are now viewed as most important than before pandemic

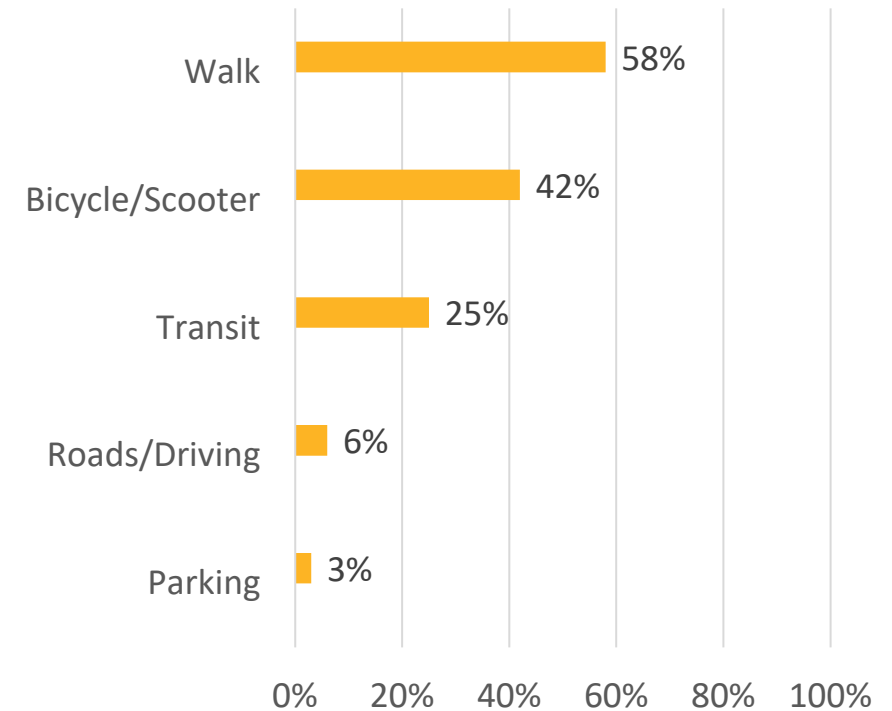
Most Important Transportation Needs or Concerns in Arlington County

Share (%) of responses grouped by category.
Multiple response permitted.



Transportation Services that are More Important Now than Before the Pandemic

Share (%) of responses grouped by category.
Multiple response permitted.



Thank you!

Q&A



Additional Information: Map of the Arlington County Sampling Areas

Arlington County Sampling Areas

