

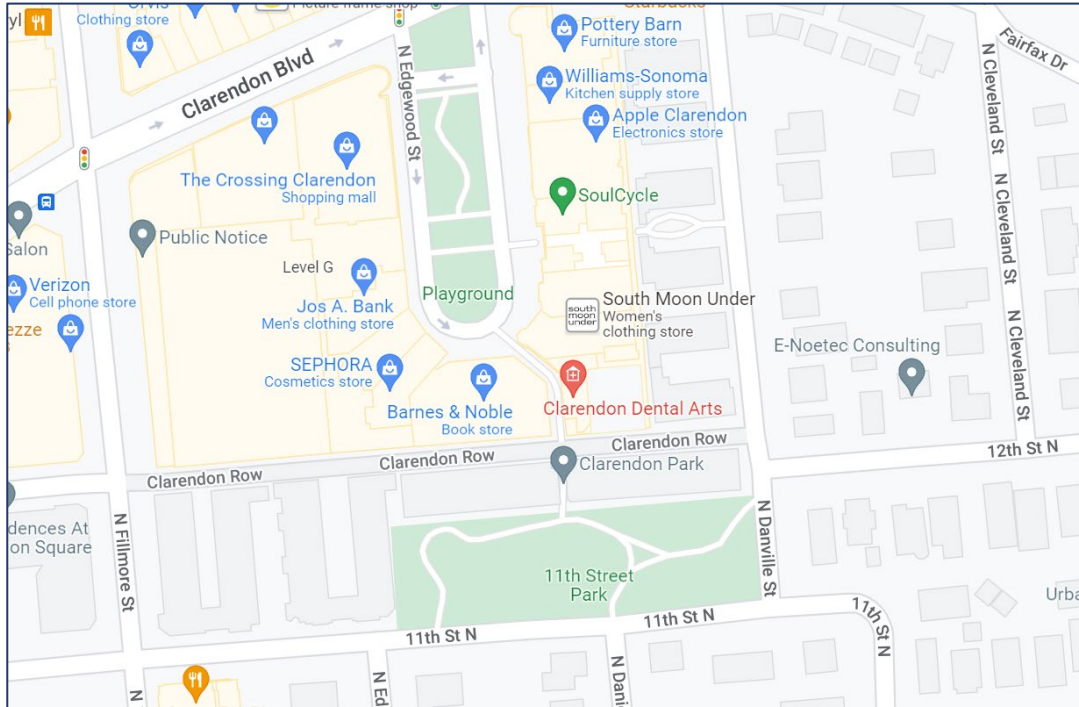
11th Street North and North Danville Street Park

Park Renaming

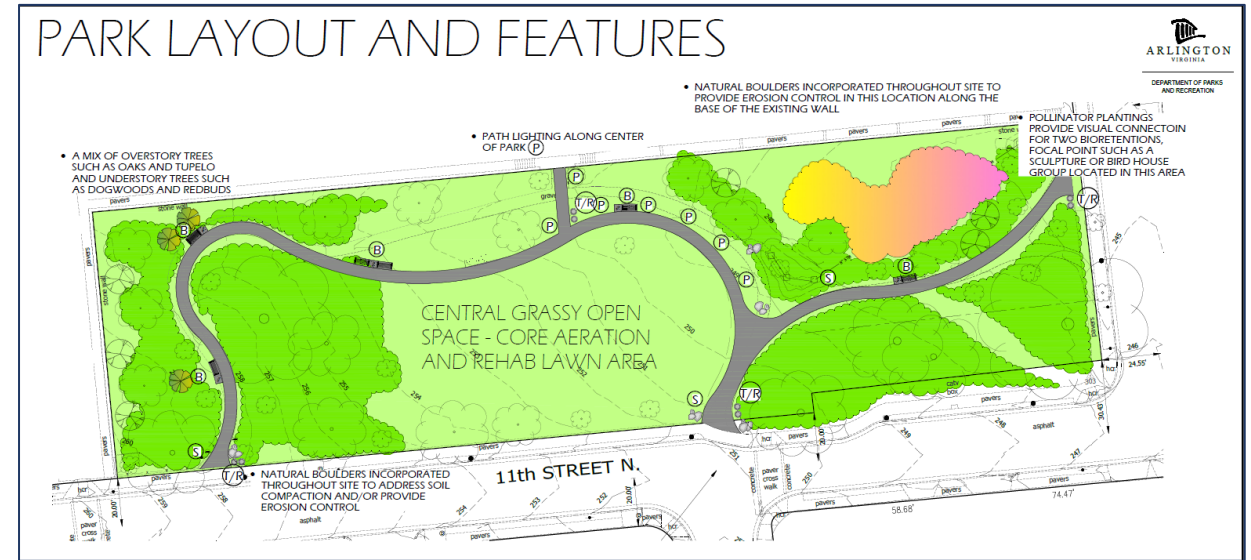
Diane Probus
Parks and Recreation Department
May 24, 2022



11TH STREET NORTH AND NORTH DANVILLE STREET PARK



Park is located on 11th Street North and North Danville Street, south of The Crossing Clarendon



- Renovation of this 1-acre park will begin this summer.
- Existing gravel walkways will be replaced with ADA accessible concrete walkways.
- Other improvements include new site furnishings, renovation of the existing lawn areas, additional trees and new native pollinator plantings, signage, natural boulders and path lighting.

PARK NAMING ENGAGEMENT

A two-part public engagement was initiated in March to provide an opportunity for public input on a potential park name. The first online form gave respondents a chance to suggest park names which fit the County's Park Naming criteria. Two of the applicable criteria are listed below:

“County facilities, including buildings and parks, shall generally be named according to the geographical, historical, or ecological relationships in which the site is located.

“To Commemorate an Individual’s Service: Facilities may be named after an individual who made significant contributions to Arlington County through participation in community, state, or national service. A facility can be so named five years or more after the individual is deceased.”

PROPOSED PARK NAME

The second online engagement form had four potential park names that people could rank from the most preferred to the least preferred. A total of 164 respondents gave their input resulting in the ranking shown below.

“11th Street Park” (meets geographical criteria)

“Danville Park” (meets geographical criteria)

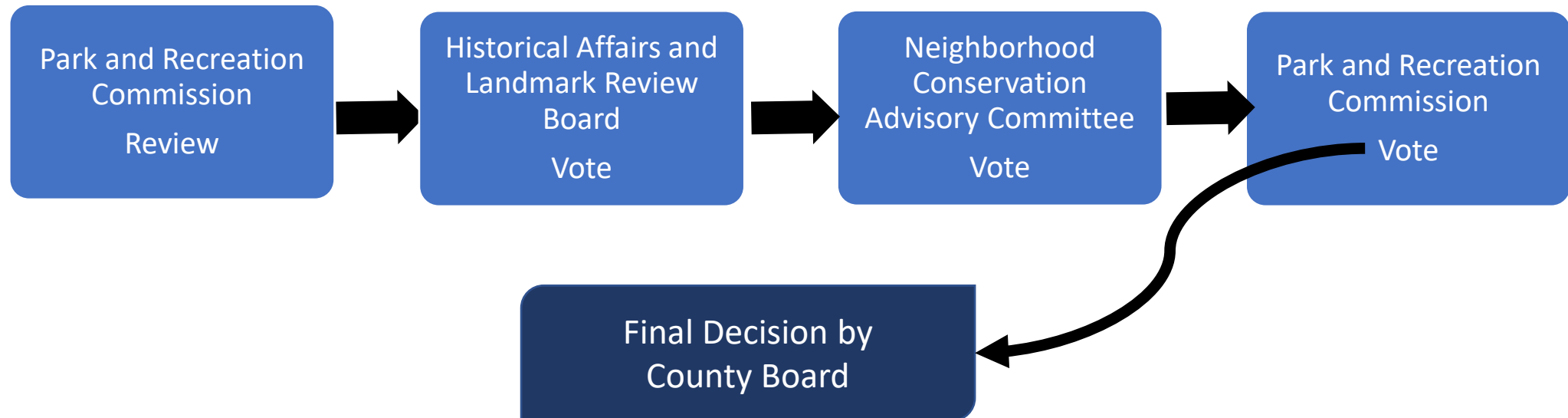
“Nguyen Ngoc Bich Park” (meets criteria for commemoration of an individual who made significant contributions to Arlington County)

“Wayside Green Park” (meets geographical criteria)

“11th Street Park” was ranked the highest of the four potential names.

COUNTY REVIEW PROCESS

The name “11th St Park” relates to the park’s geographic location, as 11th Street is adjacent to the park’s southern boundary. The park is considered by the community as an important geographic feature of the Clarendon-Courthouse neighborhood.





QUESTIONS/DISCUSSION

The background of the slide is a photograph of the Arlington skyline across a body of water. The skyline includes several modern high-rise buildings, some with glass facades. In the foreground, there are trees with autumn-colored foliage. The water is calm with a few birds visible in the distance. A large, semi-transparent white rectangle is positioned on the left side of the slide, serving as a backdrop for the title and bullet point.

Proposed Capital Improvement Plan FY 2023 – 2032 CIP

- Submission of 10-Year Plan for
Department of Parks & Recreation

Department of Parks & Recreation Overview

- ❖ Continuation of existing projects and commitments
- ❖ Keeping up with program replacement cycles (State of Good Repair)
- ❖ Equity of distribution of projects
- ❖ Adherence to Public Spaces Master Plan

Major projects and initiatives in DPR's proposed 2023 – 2032 CIP:

- Arlington Boathouse
- Rosslyn Gateway Park
- Crystal City Parks and Public Space
- Emerging Uses Program
- Natural Resiliency Program
- Kenmore Field Conversion

Achieving Racial Equity

- ❖ DPR projects are reviewed for geographical distribution.
- ❖ With evolving awareness on equity, DPR is examining how the equity lenses can be better applied to our asset management and investment decisions.
- ❖ Long range planning is focused on equity.
- ❖ Capital Maintenance projects are coordinated with the Public Spaces Master Plan using Level of Service (LOS) to evaluate equitable access.

Recent Program Accomplishments

- Long Bridge Aquatics & Fitness Center
- Virginia Highlands Synthetic Field
- Zitkala-Ša Park Playground
- Bluemont Junction Trail
- Glencarlyn Pedestrian Bridge
- Rosslyn Highlands Park Playground



Asset Inventory: Parks and Recreation




147 Parks totaling 924 acres



81 Playgrounds and 4 Spray Playgrounds



76 Basketball Courts and 12 Half Courts



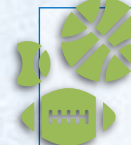
87 Tennis Courts and 5 Practice Courts



42 Rectangular Athletic Fields ---15 Lighted, 15 synthetic



35 Diamond Athletic Fields --
-19 Lighted, 2 synthetic



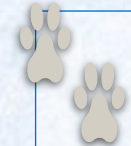
19 Combination Athletic Fields ---3 Lighted



7 Community Garden



48 Picnic Shelters



9 Dog Parks



39.7 Miles of Multi-use Trails



67 Bridges and Low-Water Fords



25 Restrooms



Picnic Tables, Benches, Grills,
Kiosks, Drinking Fountains,
Park Signs, Fences



Parking Lots (approx. 1 million SF), Access Roads

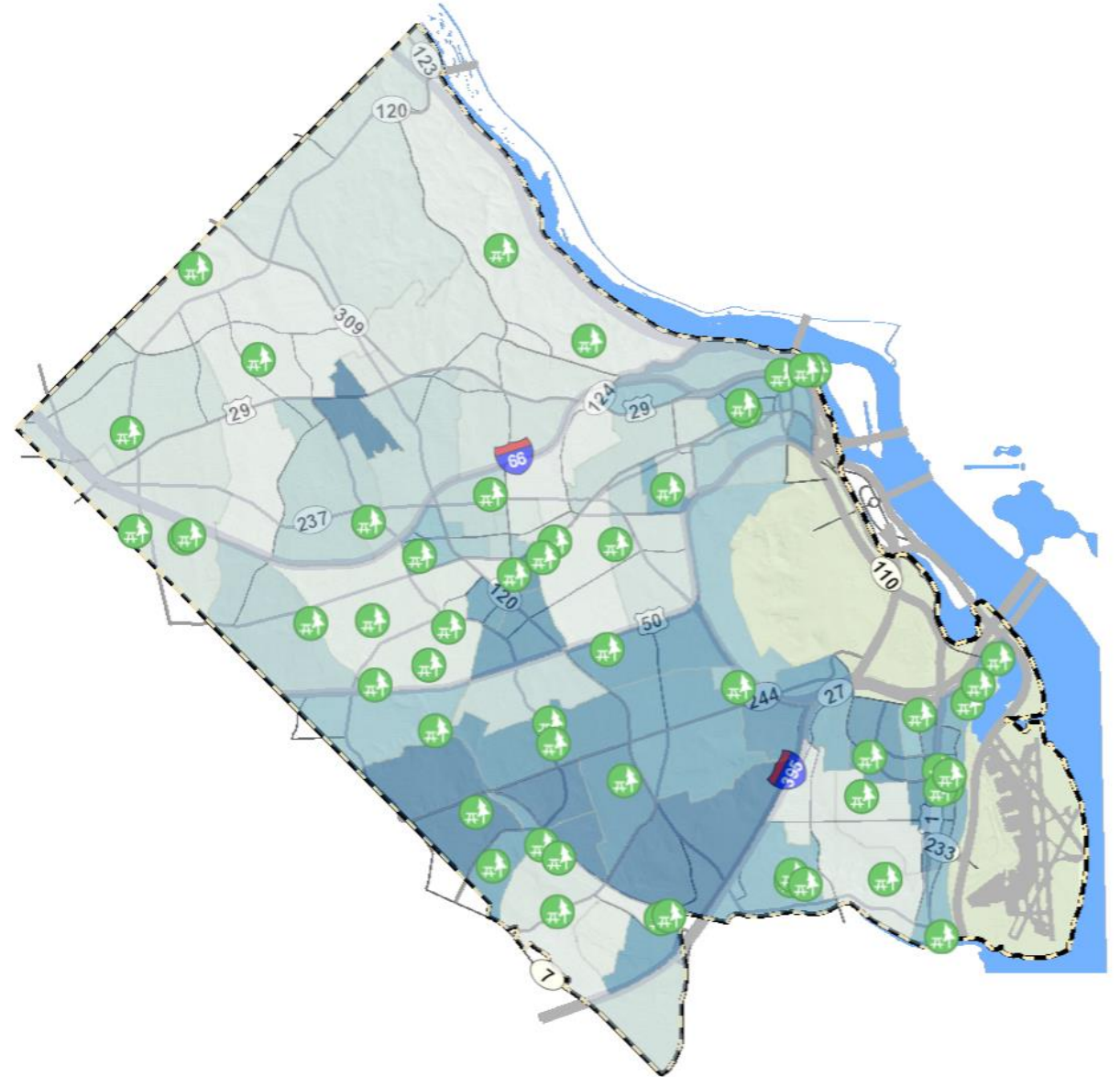


Amphitheater, Skate Park,
Other Amenities



Mapping Program Investments

- ❖ 20 funded and underway
- ❖ 15 proposed
- ❖ Investment in denser neighborhoods
- ❖ Identify gaps and future investment




Condition of Assets

Parks and Playgrounds



- Over \$23M invested through Maintenance Capital and Parks Master Plan programs from FY18-FY22
- 20+ year lifecycle
- 25 new or fully renovated parks in the last 15 years

Synthetic Fields



- Over \$10M invested in 9 Synthetic Field Replacements and 1 Conversion Project from FY18-FY22
- 8–10-year lifecycle
- 17 synthetic fields
- Recently converted upper field at Thomas Jefferson Community Center
- Conversion of Kenmore Middle School field included in 10-Year CIP

Multi-Use Trails



- Over \$5M invested in The Trail and Bridge Program from FY18-FY22
- 20+ year lifecycle
- 39.7 miles of multi-use trails
- Pavement Condition Survey to be completed every 4 years (last completed in 2018)
- 2.5 miles of trails replaced since 2018 trail assessment

Pedestrian Bridges



- Incorporated into program in FY21
- 2 bridges replaced since 2019
- Lubber Run Bridge replacement in design
- Over 15 bridges or low-water fords currently flagged for major repairs or replacements over the next 10 years
- 50+ year lifecycle

Previously Approved PAYG and Short-Term Finance Projects

Program	Total Budget	Source of Funds	Projects
Maintenance Capital	\$590,000	PAYG	Capital Asset Manager, Feasibility Studies & Implementation, Field Fund
Maintenance Capital	\$638,000	Bond Premium	Bailey's Branch Park Playground Design, Woodmont Playground Design
Maintenance Capital	\$5,000,000	Go Bond (Authorized/unsold)	Bluemont Tennis Court Replacement
Maintenance Capital / Synthetic Field Program	\$1,306,000	Short-Term Finance	Equipment at DPR Facilities, Greenbrier Running Track Replacement / Wakefield High School Stadium Field Replacement
Synthetic Field Program	\$491,000	Partnerships	Wakefield High School Stadium Field Replacement (APS cost share)

Program Summary

10 YEAR PROGRAMMED CATEGORY SUMMARY (in \$1,000s)											
	FY 2023	FY 2024	FY 2025	FY 2026	FY 2027	FY 2028	FY 2029	FY 2030	FY 2031	FY 2032	10 Year Total
Maintenance Capital	8,738	6,110	5,800	5,805	6,010	6,015	6,220	6,225	6,430	6,437	63,790
Park Master Plans	5,995	17,435	17,425	5,725	42,089	8,099	1,390	4,415	14,720	32,370	149,663
Trail and Bridge Modernization	1,730	3,400	3,375	2,000	2,000	2,000	2,000	1,050	1,050	1,000	19,605
Parks Land Acquisition and Open Space	2,000	0	0	0	1,000	0	1,000	0	1,000	0	5,000
Synthetic Turf Program	982	2,838	1,983	1,357	2,320	3,112	2,073	13,991	1,596	3,595	33,847
Total Recommendation	19,445	29,783	28,583	14,887	53,419	19,226	12,683	25,681	24,796	43,402	271,905

FY2023-2032 CIP: Master Plan Projects

Three Urban Parks



Total budget: \$9,425,000

FY2023 - FY2025

**Location: 3550 Wilson Blvd / 820 N Lincoln St /
3715 7th St N (22201 / 22203)**

- Maury, Herselle Milliken and Gum Ball Parks
- Currently have minimal level of amenities
- Will provide recreation and casual use spaces that contain complementary rather than duplicative features

Jennie Dean Park, Phase 2



Total budget: \$4,400,000

FY2023 - FY2024

Location: 3630 27th St S (22206)

- Timing brought forward to align with WETA's plan to vacate the building in 2023
- Builds upon Phase 1 work that is nearing completion
- Basketball court, tennis court, pathways, landscaping, and stormwater improvements

FY2023-2032 CIP: Master Plan Projects

Short Bridge Park



Total budget: \$6,775,000

FY2023, FY2025

Location: 3920 Potomac Ave (22202)

- Builds upon DES's Phase 1 multi-use trail work (summer 2022 projected completion)
- Includes an interpretive plaza, dog run, riverfront overlook, casual use lawn area, walkways, public art, site furnishings and landscaping and stormwater management

Arlington Boathouse



Total budget: \$18,695,000

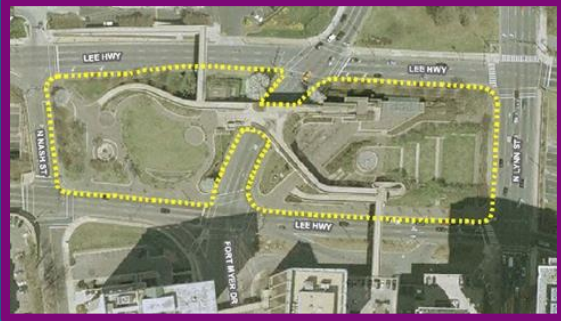
FY2024, FY2027

Location: Potomac River shoreline (22209)

- Timing within framework of Programmatic Agreement
- Includes construction work of the lower site
- Builds upon operation and management study funded in FY2022

FY2023-2032 CIP: Master Plan Projects

Rosslyn Gateway Park



Total budget: \$19,350,000

FY2025, FY2027, FY2032

Location: 1300 Lee Highway (22201)

- Rosslyn's largest and most prominent park.
- Current amenities beyond useful life and failing
- Land Use Permit with VDOT for maintenance of the superstructure approved by the County Board December 2021
- Design of East/West sides; Construction of East side

Penrose Square Park, Phase 2



Total budget: \$4,710,000

FY2026, FY2028

Location: 2597 Columbia Pike (22204)

- Builds upon Phase 1 that opened November 2012
- Will provide additional flexible program space
- The first and largest of three squares planned within the Columbia Pike Town Center node

FY2023-2032 CIP: Master Plan Project- Crystal City Parks

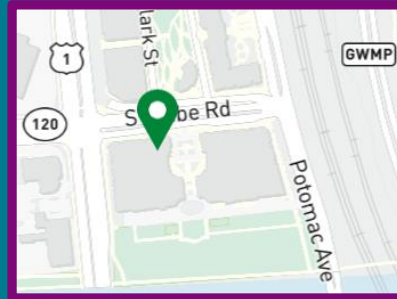
Metro Market Square



Total budget: \$9,515,000
FY2023 - FY2024

- Anticipate 60% developer funding for construction
- Located at future Metro station entrance
- Retail-oriented, flexible urban park

Center Park, Phase 1



Total budget: \$10,670,000
FY2025 - FY2027

- Master Plan will be developer funded (\$300k received in FY22)
- Phase 1 builds out one acre
- Phase 2 (future) dependent upon future redevelopment in the area

23rd Street Plaza, Phase 1



Total budget: \$2,553,000
FY2026 - FY2028

- Phase 1 will create a vibrant retail plaza with café zones, landscaping and hardscape
- Phase 2 (future) will be a long-term effort



FY2023-2032 CIP: New Master Plan Initiatives

Emerging Uses Program



Total budget: \$6,000,000
Biennial Request Starting FY2023

- To accommodate trends, community feedback, policy changes, etc.
- To allow timely studies & implementation.
- FY23 Funds a permanent pickle ball facility at Walter Reed Community Center and striping of multi-use courts with location TBD
- Work may address pickleball, mountain biking, skateboarding, etc.

Natural Resiliency Program



Total budget: \$8,500,000
Biennial Request Starting FY2024

- To improve natural environments.
- Work may include forest restoration, stream improvements, large scale invasives removal, implementation of biophilic principals, etc.

Notable Out-Year Master Plan Projects (FY2028 - FY2032)



Parks and Recreation

<i>Project Name</i>	<i>Total Budget</i>	<i>Program</i>	<i>Project Description</i>
Quincy Park	\$2.865M FY2031 - FY2032	Master Plan	Master planning and design for replacement of diamond and rectangular fields, tennis and basketball courts, and picnic shelter.
Shirlington Park	\$5.29M FY2031 - FY2032	Master Plan	Enhancement of primary park entry points and existing pedestrian bridge, creation of natural pathways along stream edge, plaza areas, storm water improvements, etc.
Fairfax Drive Public Spaces	\$13.84M FY2029 - FY2031	Master Plan	Create a more flexible, pedestrian-oriented urban park that will enhance the physical character and utility of this area.
Virginia Highlands	\$27.075M FY2028-FY2032	Master Plan	Develop park master plans for three sites located in the Pentagon City area, including the existing Virginia Highlands Park, a new park at 20th St. S. and S. Ives St. and a new parcel at the former Dominion Substation site.

FY2023-2032 CIP Trail and Bridge Modernization Program

Trail and Bridge Modernization Program

Total budget: \$19,605,000

Annual Request Starting FY2023

- Annual replacement of pedestrian trail segments
- Conducting an update to trail condition assessment
- Replaces an average of two pedestrian bridges annually until FY 2029

Recent Bridge Work Includes:

- Consultant Condition Assessment
- Replacement of Lubber Run Bridge #1
- Replacement of Glencarlyn Bridge
- Design for replacement of Lubber Run Bridge #2

Next Up in Design:

- Alcova Heights Bridge
- Bluemont Bridge

Recent Trail Work Includes:

Portions of Trails at:

- Route 50
- Bluemont Junction
- Four Mile Run
- Lucky Run
- Benjamin Banneker
- Custis Trail

Next Up in Design:

- Donaldson Run Trail
- Pavement Condition Assessment

FY2023-2032 CIP: Land Acquisition Program

Land Acquisition Program

Total budget: \$5,000,000

Request Starting FY2023

- Allows for strategic acquisition of real property for parks and public spaces as opportunities arise
- PSMP recommends 30 acres of new public space be added over next ten (10) years
- No new funding has been allocated since FY 2017

Public Space Since 2019 PSMP	Acreage Added	Type of acquisition	Date
FT. Scott Park	.32	Purchase	August 2019
Three Oaks Park	.14	Conveyance	January 2020
Jeannie Dean Park	1.65	Conveyance	February 2020
New Park @ S. Eads St.	.6	Conveyance	2020
Short Bridge Park	2.32	Conveyance (public access easement converted to County ownership)	September 2021
Short Bridge Park	0.30	New public access easement recorded	September 2021
	Total:4.59		

Future privately owned public space Since 2020 (acquired and approved)	Estimated Acres	SP Approved by the County Board
Artis Senior Living SP #452	0.23	April 2020
Fairfax Drive SP #386	0.19	November 2020
Crystal City Gateway Park SP#299 & #456 (land conveyance)	1.25	November 2020
Ames Center SP #1	0.17	January 2021
Courthouse Landmark Block SP #457	0.22	March 2021
Crystal City Water Park SP #167	1.4	March 2021
Crystal Plaza 1 – SP #454	0.16	May 2021
Potomac Yard Landbay C – SP & PDSP #434	0.62	June 2021
Wendy's Site – SP #435	0.03	March 2022
PenPlace – SP #105; SP-7	2.75	April 2022
	Total: 7.02	



FY2023-2032 Synthetic Turf Program Projects

Synthetic Turf Program

Total budget: \$33,847,00

Annual Request Starting FY23

SYNTHETIC ATHLETIC FIELDS	Year of Last Replacement	FY2023	FY2024	FY2025	FY2026	FY2027	FY2028	FY2029	FY2030	FY2031	FY2032
1 Long Bridge Park #1	2019					1,258,000					
2 Long Bridge Park #4	2019					1,062,000					
4 Gunston Park Community Field	2020						1,179,000				
5 Barcroft Park Baseball Field #6	2019						1,933,000				
3 Gunston Park Diamond Field	2019							1,094,000			
6 Virginia Highlands Park Community Field	2021							979,000			
7 Thomas Jefferson Park Upper Field	2022								996,000		
9 Barcroft Park Community Field	2022								620,000		
10 Rocky Run Park Community Field	2022								339,000		
8 Rosslyn Highlands Park +	2023									350,000	
11 Wakefield High School Stadium	2014	982,000								1,246,000	
12 Washington-Liberty High School Stadium	2014		1,180,000								1,495,000
13 Williamsburg Middle School #1	2016		912,000								1,155,000
14 Williamsburg Middle School #2	2016		746,000								945,000
15 Greenbrier Park Stadium	2016			1,164,000							
16 Thomas Jefferson Park Lower Field	2017			819,000							
17 Long Bridge Park #3	2018				1,031,000						
18 Gunston Park Bubble	2018				326,000						
19 Kenmore Middle School #1/#2 (Conversion)	2030								12,036,000		
20 Long Bridge Park #2	TBD										
Total Costs		982,000	2,838,000	1,983,000	1,357,000	2,320,000	3,112,000	2,073,000	13,991,000	1,596,000	3,595,000

Replacements:

- Wakefield High School Field (\$982K; FY 2023)
- Washington-Liberty High School Field (\$1.180M; FY 2024)
- Williamsburg Middle School Fields 1 & 2 (\$1.658M; FY 2024)

Conversion:

- Kenmore Middle School Field (\$12.036M; FY2030)



Program Summary

PROGRAM FUNDING SOURCES (in \$1,000s)											10 Year Total
	FY 2023	FY 2024	FY 2025	FY 2026	FY 2027	FY 2028	FY 2029	FY 2030	FY 2031	FY 2032	
New Funding											
Federal Funding	0	0	0	0	0	0	0	0	0	0	0
State Funding	0	0	0	0	0	0	0	0	0	0	0
Developer Contributions	0	4,845	0	0	10,810	0	0	0	0	0	15,655
New Bond Issue	6,250	14,125	23,295	10,285	27,730	12,395	8,390	16,490	20,770	37,370	177,100
PAYG	590	1,695	1,700	1,705	1,910	1,915	2,120	2,125	2,330	2,337	18,427
Short Term Finance	1,306	1,851	1,255	1,457	1,791	2,085	2,173	2,055	898	2,318	17,189
Stormwater Utility Fee Revenue	0	0	0	0	0	0	0	0	0	0	0
Other Funding	491	1,837	828	0	1,629	1,127	0	5,011	798	1,377	13,098
Tax Increment Financing (TIF)	0	2,529	230	1,440	9,549	1,704	0	0	0	0	15,452
Subtotal New Funding	8,637	26,882	27,308	14,887	53,419	19,226	12,683	25,681	24,796	43,402	256,921
Previously Approved Funding											
Authorized but Unissued Bonds	7,000	0	0	0	0	0	0	0	0	0	7,000
Issued but Unspent Bonds	1,730	2,200	975	0	0	0	0	0	0	0	4,905
Tax Increment Financing (TIF)	1,440	701	0	0	0	0	0	0	0	0	2,141
Other Previously Approved Funds	638	0	300	0	0	0	0	0	0	0	938
Subtotal Previously Approved Funding	10,808	2,901	1,275	0	0	0	0	0	0	0	14,984
Total Funding Sources	19,445	29,783	28,583	14,887	53,419	19,226	12,683	25,681	24,796	43,402	271,905

The background of the slide features a scenic view of the Arlington skyline across a body of water. The skyline includes several modern high-rise buildings, some with glass facades, and a line of trees in the foreground. The sky is a clear, pale blue. The text is overlaid on the left side of the image.

Proposed Capital Improvement Plan FY 2023 – 2032 CIP

- Submission of 10-Year Plan for
Department of Parks & Recreation