County Snow Operations and Future Improvements

Manager's Report





Zak Bradley – Environmental Services
John Santafemia – Community Planning, Housing and Development
Jessica Baxter – Public Safety Communications and Emergency Mgmt.

October 20, 2026



ARLINGTON
VIRGINIA

Snow Response is a Whole-of-Community Effort

WE ALL PLAY A ROLE IN KEEPING ARLINGTON MOVING AND SAFE

County & APS

Priority roads, facilities, trails, bus routes and school access cleared first.

Residents

Clear sidewalks within 24 hours; move cars off street, if possible

Businesses

Keep storefronts and entrances safe for customers and staff.

Property Owners & Management

Clear sidewalk and parking lots on their property.

Everyone

Report issues through the snow form; follow County channels for updates.











Operations: All Hands-On Deck for Snow Removal

Together, we clear and maintain Arlington so the community can move safely all winter.

1,055	35	350	15+
LANE MILES OF ROADWAY	MILES OF SIDEWALKS	BUS SHELTERS AND STOPS	PROTECTED BIKE LANE MILES

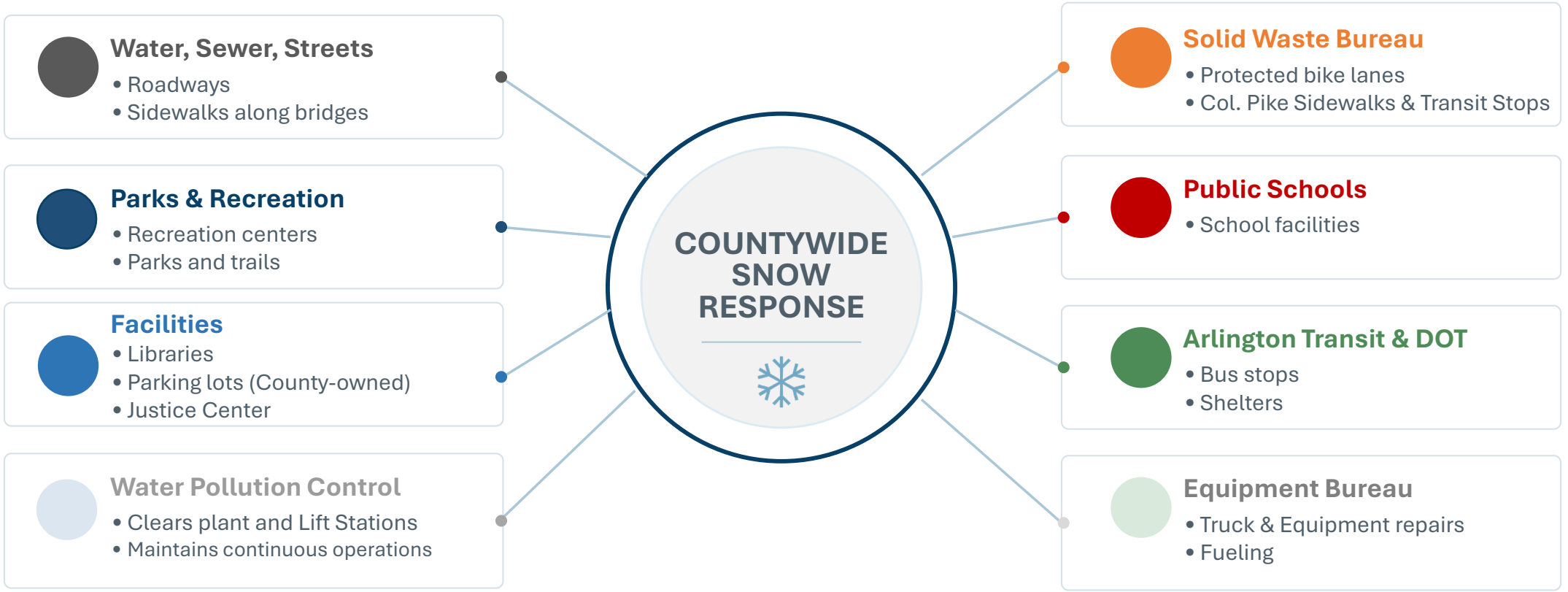

Arlington Crews Tackled Snowcrete

- ‘Snowcrete’ 2026: heavy sleet and prolonged freezing temperatures compressed snow into a dense, hardened surface.
  - 20”+ of snow compressed into 7-9” of snow/ice; +150 hours of continuous freezing temperatures.
- Crews adapted operations, expanding snow hauling, melting, and recovery efforts as conventional snow removal became less effective.
- Response highlighted importance of:
  - Early determination on hauling/melting operation
  - Pre-approved snow storage sites
  - Clearer public communications
  - Stronger support systems for vulnerable residents



Snowcrete by the Numbers

- **$4.3M** total cost
- **165** hours of continuous emergency operations
- **100+** County and contractor units deployed
- **5,800+** truckloads of snow hauled from commercial corridors to storage sites

Workforce Endurance and Constrained Resources

- Crews sustained approximately **165 hours of continuous emergency operations,** performing physically demanding work in 12-hour shifts
  - Fatigue became an operational and safety concern.
- Employees were used flexibly across functions to meet demands.
  - CDL license required for most plow drivers, limiting resources.
- Administrative staffing was also stretched to support continuous operations, scheduling, payroll, lodging, procurement, contractor coordination and resource tracking.
- Despite the demands, workforce performance was strong.



Potential Snow Storage Sites

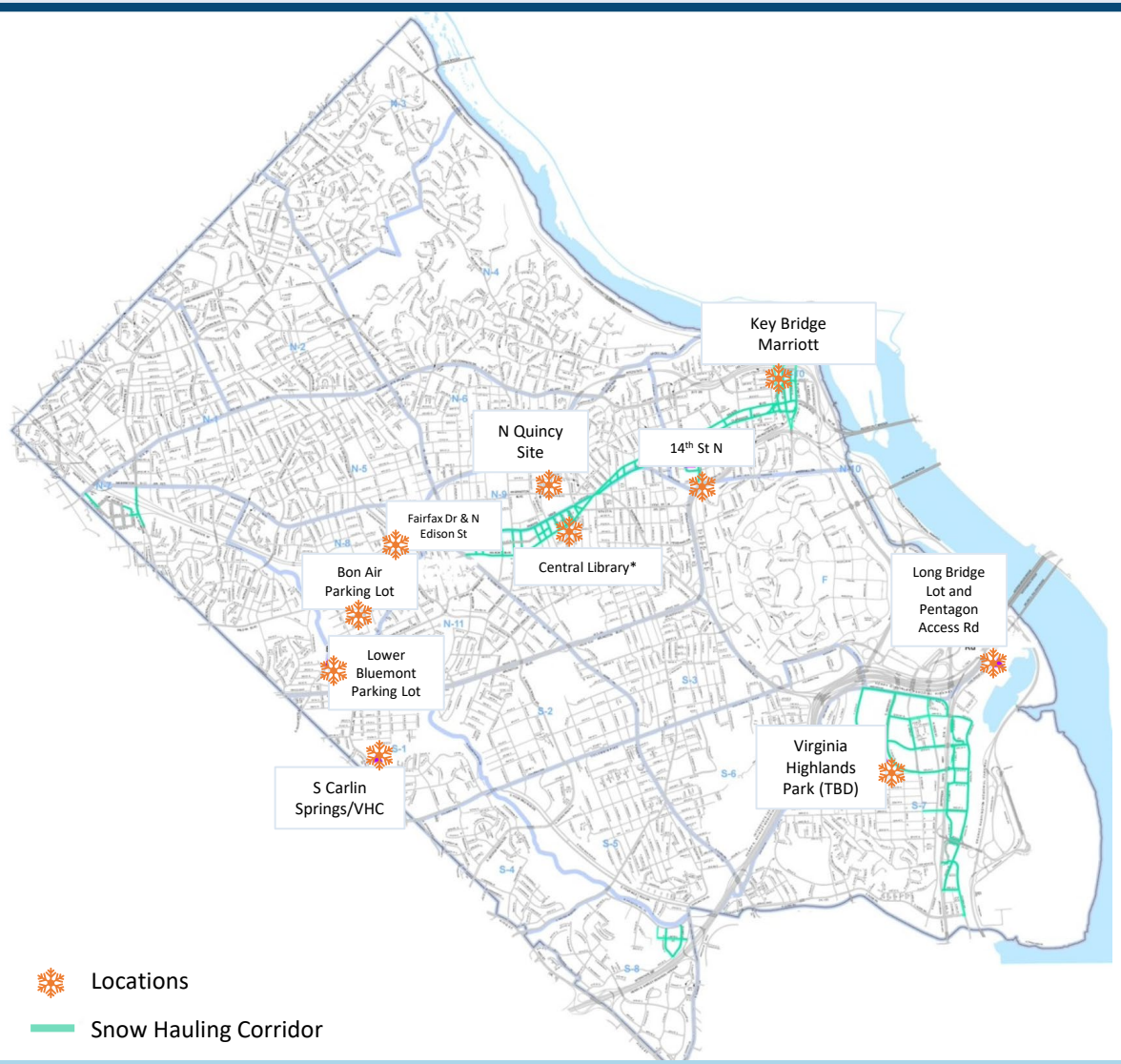



Site	Capacity (truck loads)
Key Bridge Marriott	4,500
N Quincy Site	2,750
Long Bridge Pkg Lot	2,500
S Carlin Springs/VHC Lot	2,250
Pentagon Access	1,000
Fairfax Dr & N Edison St	350
14th St N	250
Virginia Highlands Park	250
Lower Bluemont	250
Bon Air Park	200
Central Library*	100

Sidewalks Cleared by County Crews

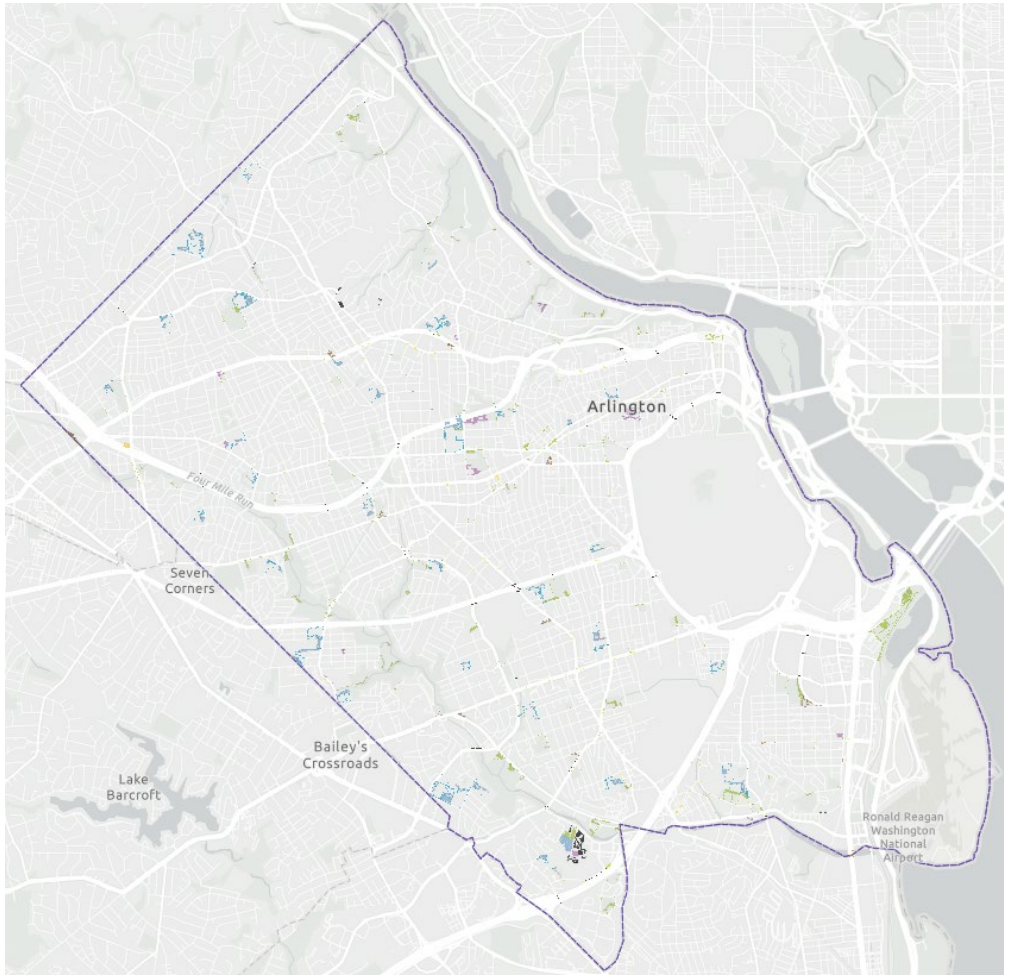

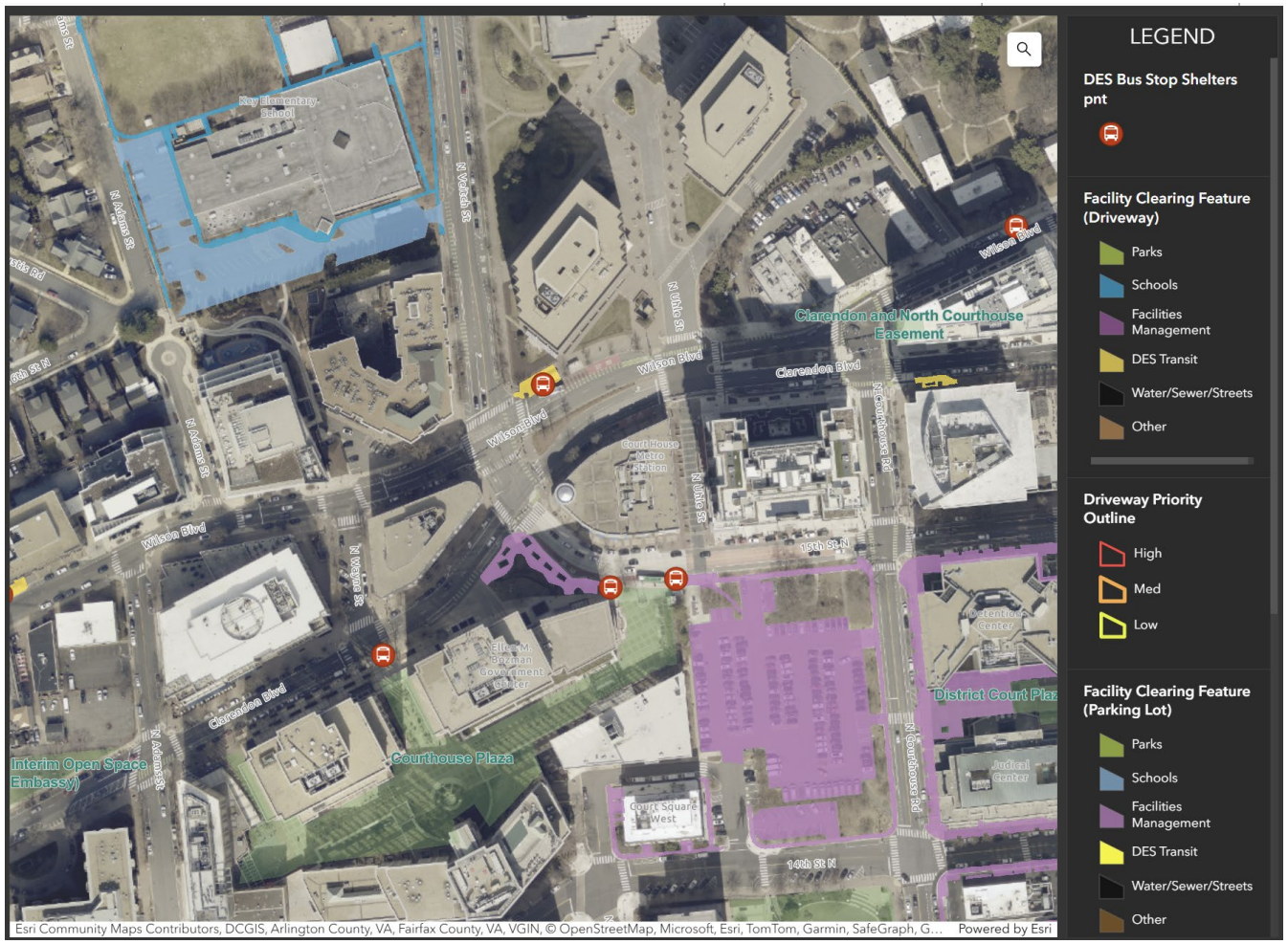

Sidewalk-Facility Clearing Map

Sidewalks

A small County crew clears sidewalks at and around County facilities, plus high-priority bridge sidewalks and other select stretches with no adjacent property owner. Staff and contractor resources are limited and not able to clear every sidewalk.

~700 MILES
of sidewalk countywide

35 MILES
of County responsibility







Responsibility follows the property line

Adjacent property owners clear the sidewalk in front of their property. The County clears sidewalks around County-owned facilities; VDOT clears their streets, not sidewalks.

Operations are prioritized by community need

Roadways supporting emergency response and transit remain the primary focus. Crews pretreat County-maintained areas and work through priority locations in tiers.

Community action closes the service gap

Residents and businesses should shovel early and often, keep curb ramps and access points clear, watch for refreeze, and use ice melt sparingly.

How Sidewalks Are Prioritized

Roadways come first, with a focus on emergency vehicles and public transportation

- Departments clear sidewalks according to pre-determined priority tiers.
  - **Before a storm:** Crews pretreat County-maintained properties and surrounding sidewalks, when conditions allow.
  - **During a storm:** Crews focus on priority locations, including parking lots, trails and select sidewalks.
  - These sites may be treated/cleared multiple times during and after the storm.
- Crews then work through remaining locations in priority tiers, aiming to reach identified sites within several days.
- Timing depends on snow accumulation, freezing temperatures, safety and available resources.

Residents and businesses play a critical role by promptly clearing their adjacent sidewalks to prevent ice buildup and keep pedestrian routes safe and accessible.



Protected Bike Lanes

- 15+ miles of protected bikes lanes
- Three pieces of micro-equipment for PBLs
- Pre-treat (if appropriate)
- Begin plowing post-street clearing
- Challenges
  - Limited resources
  - Limited space for snow to go





Partner-Maintained Roads in Arlington

VDOT Roads

- Interstate 66: Custis Memorial Parkway
- Interstate 395: Henry G. Shirley Memorial Highway
- State Route 27: Washington Boulevard (Memorial Bridge to U.S. Route 50)
- State Route 110: Richmond Highway (Rosslyn to Crystal City)
- State Route 120: Glebe Road (Potomac Avenue to Route 1 in Crystal City)
- State Route 123: Chain Bridge Road
- State Route 124: Spout Run Parkway (Langston Boulevard to Lorcom Lane)
- State Route 233: Airport Viaduct
- State Route 237: Washington Boulevard (North Glebe Road to Langston Boulevard)
- State Route 309: Old Dominion Drive
- U.S. Route 1: Richmond Highway
- U.S. Route 29: Langston Boulevard
- U.S. Route 50: Arlington Boulevard

Federal Roads

- Arlington Hall Street
- Boundary Channel Drive
- George Washington Memorial Parkway
- Fort Myer streets, including Arlington National Cemetery
- Marshall Drive (North Meade Street to U.S. Route 110)
- Memorial Avenue
- Pentagon Street

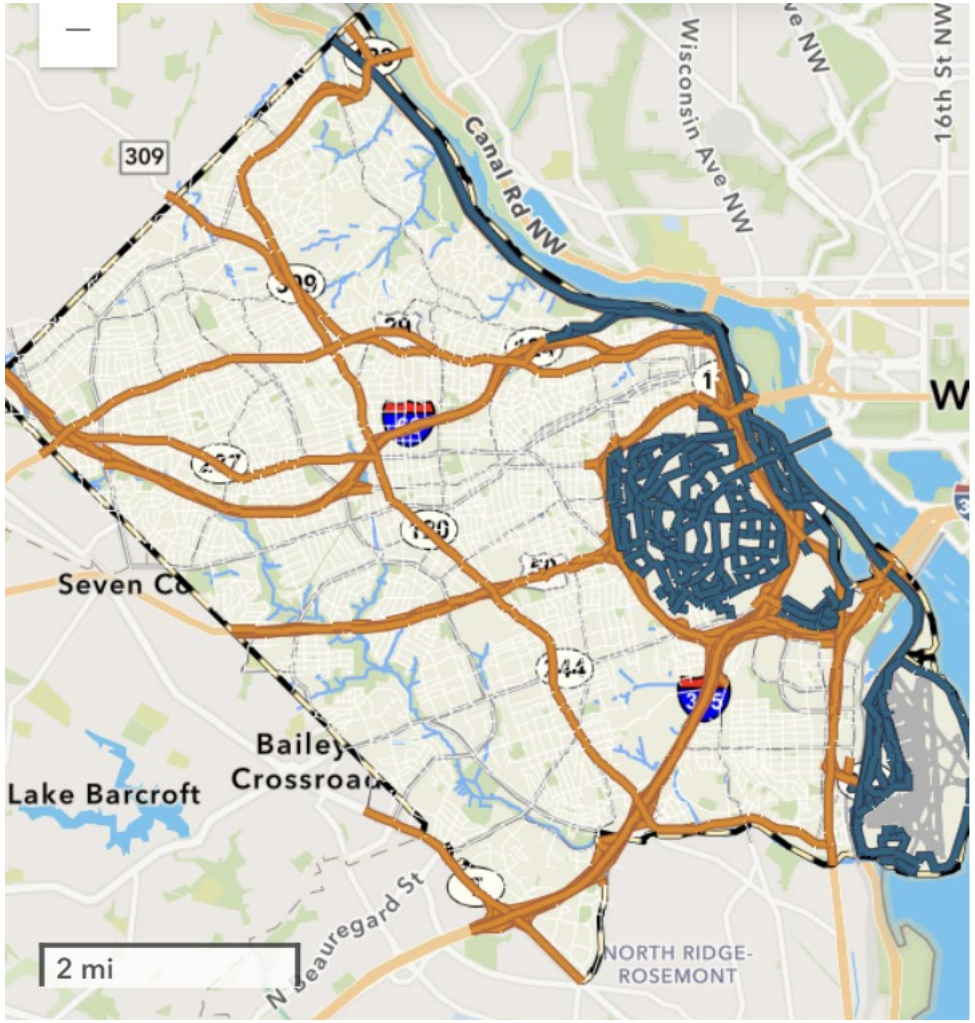

Follow VDOT's snow progress: plows.vdot.virginia.gov/Public/Map

Help Reduce Snow Windrows

- A windrow is a row of snow that piles up on the bottom of a driveway or along a sidewalk when plows make passes to clear the road.
- To help reduce windrows, clear an area beside your driveway 8-10’ to create a pocket where the snow can be pushed by the plow.
- When shoveling, move snow to an area out of the path of snowplows to prevent windrows from becoming large and densely packed.

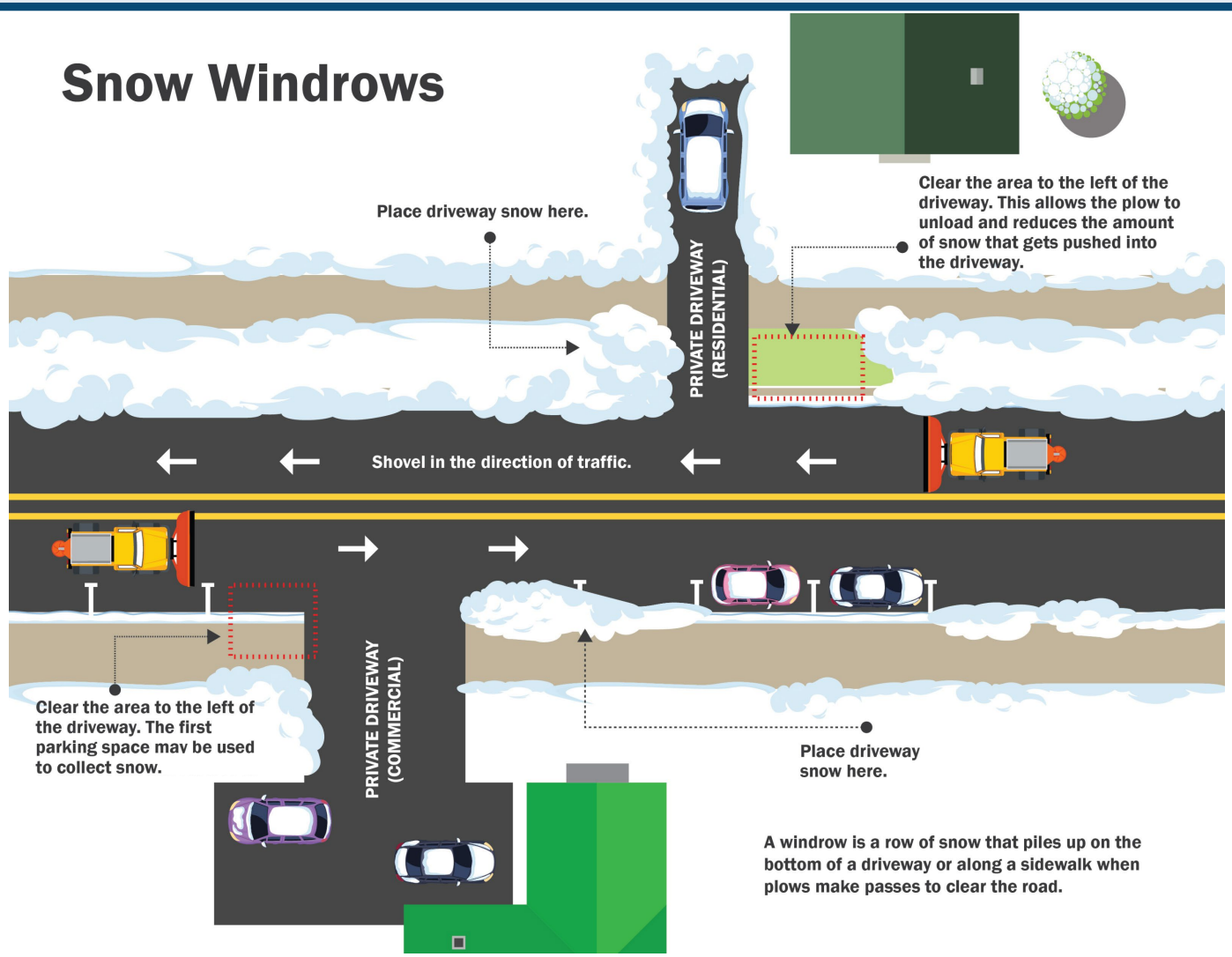

Give Snowplows a Clear Path

If possible, move vehicles off the street and into a driveway or nearby public or private parking garage. Fewer vehicles on the road give snowplows more room to clear streets safely and efficiently. Public parking garages include, but not limited to:

- **Columbia Pike**
  - Arlington Mill Community Center
  - Avalon Columbia Pike
  - Penrose Parking Garage
  - Siena Park
- **Rosslyn-Ballston**
  - Ballston Public Parking Garage
  - Courthouse Plaza Parking Garage
- **Shirlington**
  - Campbell Garage
  - Quincy Tower Garage
  - Randolph Square Garage
  - Shirlington Garage
- **Arlington Forest**
  - Lubber Run Community Center
- **Virginia Square**
  - Central Library Parking Garage
  - Washington-Liberty Parking Garage
- **Douglas Park**
  - Barcroft Parking Garage



transportation.arlingtonva.us/parking/public-parking/

Stay Informed and Help Keep Roads Clear

STAY INFORMED

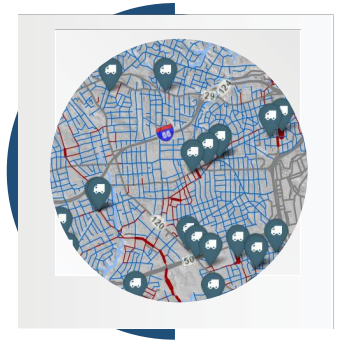

Snow Activity Map



Social Media



Arlington Alert



County's Phased System



Snow and Ice Website



Traffic Camera Website

HOW RESIDENTS CAN HELP

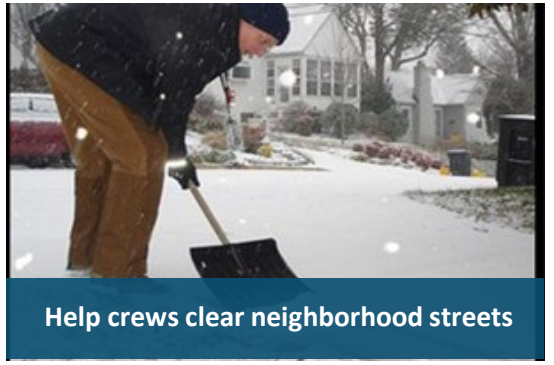

Help crews clear neighborhood streets

- Park off the road, or on one side of the street
- Avoid parking in cul-de-sacs
- Stay home, telework or use transit
- Follow the Snow Ordinance
- Assist neighbors who may need extra help

Small actions help keep everyone moving safely.

Snowstorms are Unpredictable

No two storms are alike. Timing, temperature, and precipitation type drive the response.

Crews train year-round. Equipment, routes, and staffing are ready before the first flake.

Constraints are real. Labor, equipment, and storage capacity set the pace.

Nature sets the clock. Refreezing and slow warm-ups extend cleanup.

Stay up-to-date. Follow Arlington on social media for the latest update.



Snow Ordinance and Enforcement

- **Snow Ordinance Rules**
  - Owner and occupant of property clear / remove snow or ice from the entire width of adjacent sidewalk
  - Snow or ice below six (6) inches shall be removed within twenty-four (24) hours, and six (6) inches or above shall be removed within thirty-six (36) hours of the cessation of such snow fall or freezing.
- **Enforcement**
  - A civil penalty of fifty dollars ($50) for sidewalk less than two hundred linear feet in length; for sidewalk greater than two hundred linear feet in length, one hundred dollars ($100).

Snow Ordinance Enforcement Process

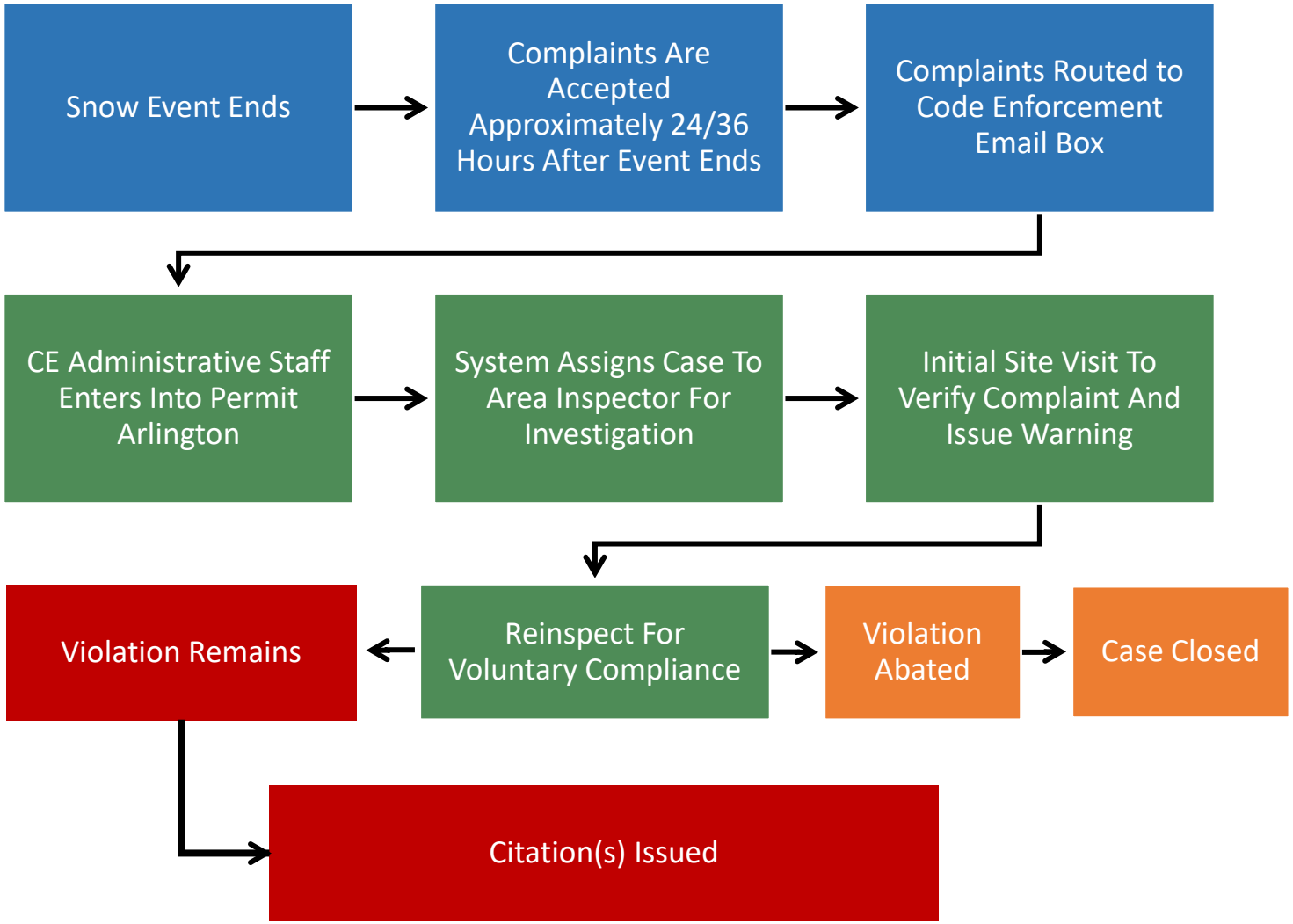

Snow Ordinance and Enforcement

- Resource constraints
  - Limited inspector capacity caps how many complaints we can close per storm
- Streamline enforcement process
  - Inspection, notice, and re-inspection add days before any abatement can begin
- Explore technology to help modernize the process

NEW: Snow Buddies Pilot Program Update

- Partnership between Volunteer Arlington and Arlington County Government
- Program planning and operational workflow development are underway
- Participant registration, matching processes and outreach materials are being finalized
- Pilot will connect volunteers with neighbors who need help clearing snow and ice
- Launch preparations are focused on the upcoming winter season

ARLINGTON SNOW BUDDIES



Snow Buddies Pilot Program Update

