

20MPH School Slow Zones: Now in Effect

What is a School Slow Zone?

A school slow zone is a **permanent 20 mile-per-hour speed limit on a neighborhood street** within 600 feet of a key access point to a school. The County installed [School Slow Zone Demonstrations](#) at 11 public and 2 private schools in early 2022. **Speed limits in these permanent School Slow Zones are enforceable around the clock and every day, whether school is in session or not.**

Because school slow zones are a new safety treatment in Arlington, the demonstrations will test whether the school slow zone policy effectively reduces speeds around schools *before* applying them at all schools in the County.

How can you help?

Here are a few ways that you can get involved:

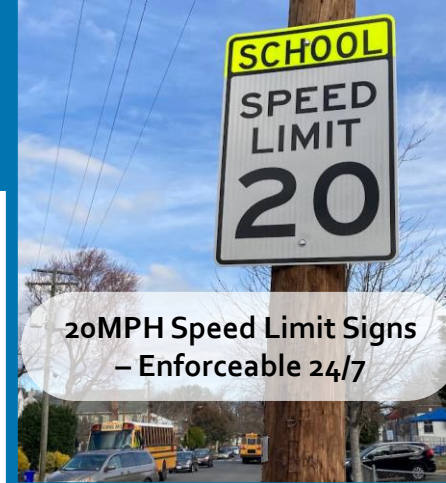
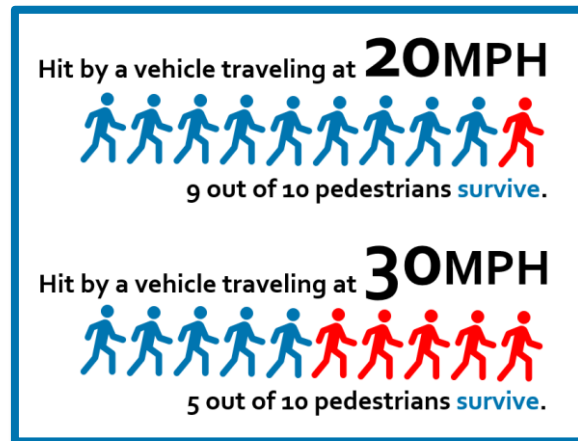
1. **Follow the speed limit:** Whether you're dropping students off or just driving through the neighborhood, remember that **driving at 20MPH significantly lowers your crash risk.**
2. **Share this flyer:** Spread the word that new School Slow Zones will enhance community safety and ensure safe routes to school!
3. **Stay tuned:** The County will seek community feedback in late-Spring 2022 to learn about your experiences at the demonstration zones. For updates, visit the [Vision Zero website](#) and sign up for our monthly Vision Zero Newsletter.

Where are School Slow Zones located?

Demonstration school slow zones are currently located at the following schools ([view maps here](#)):

- Arlington Traditional Elementary
- Cardinal Elementary
- Drew Elementary
- Escuela Key Elementary
- Glebe Elementary
- Gunston Middle
- Hoffman Boston Elementary
- Innovation Elementary
- St. Thomas More Elementary & Middle
- Tuckahoe Elementary + Bishop O'Connell High*
- Wakefield High + Claremont Elementary*

*indicates merged school zone




20MPH Speed Limit Signs
– Enforceable 24/7

What does a school slow zone look like?



School Crossing Signs

High Visibility Crosswalks



Speed Limit Markings