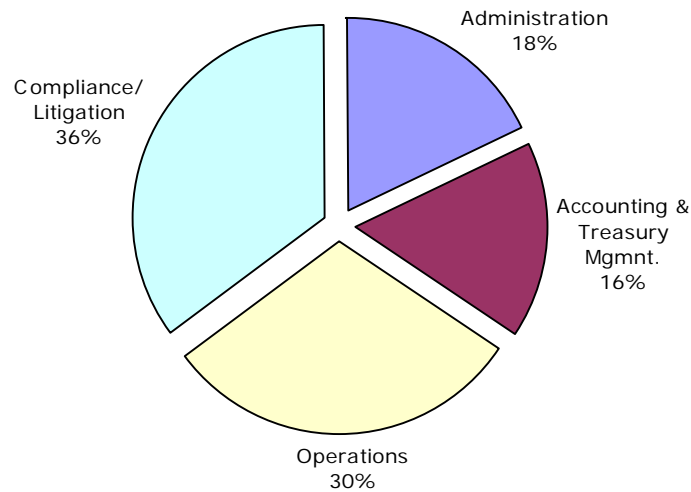


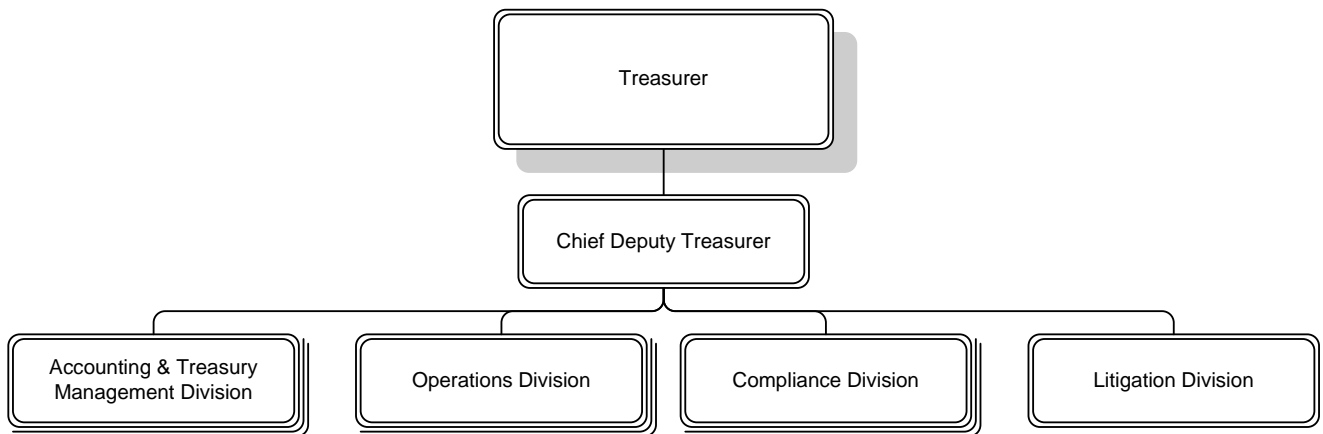
Our Mission: To receive, safeguard and disburse County funds

In order that society can conduct itself in a civilized manner, that the ends of justice can be served, and that government can ensure the provision of services to its citizenry, it is the mission of the Treasurer's Office, as defined by the Constitution of Virginia, to receive or collect state and local taxes and other revenues; to safeguard (i.e.; invest) the funds; and to disburse the funds in accord with the dictates of the local governing body.

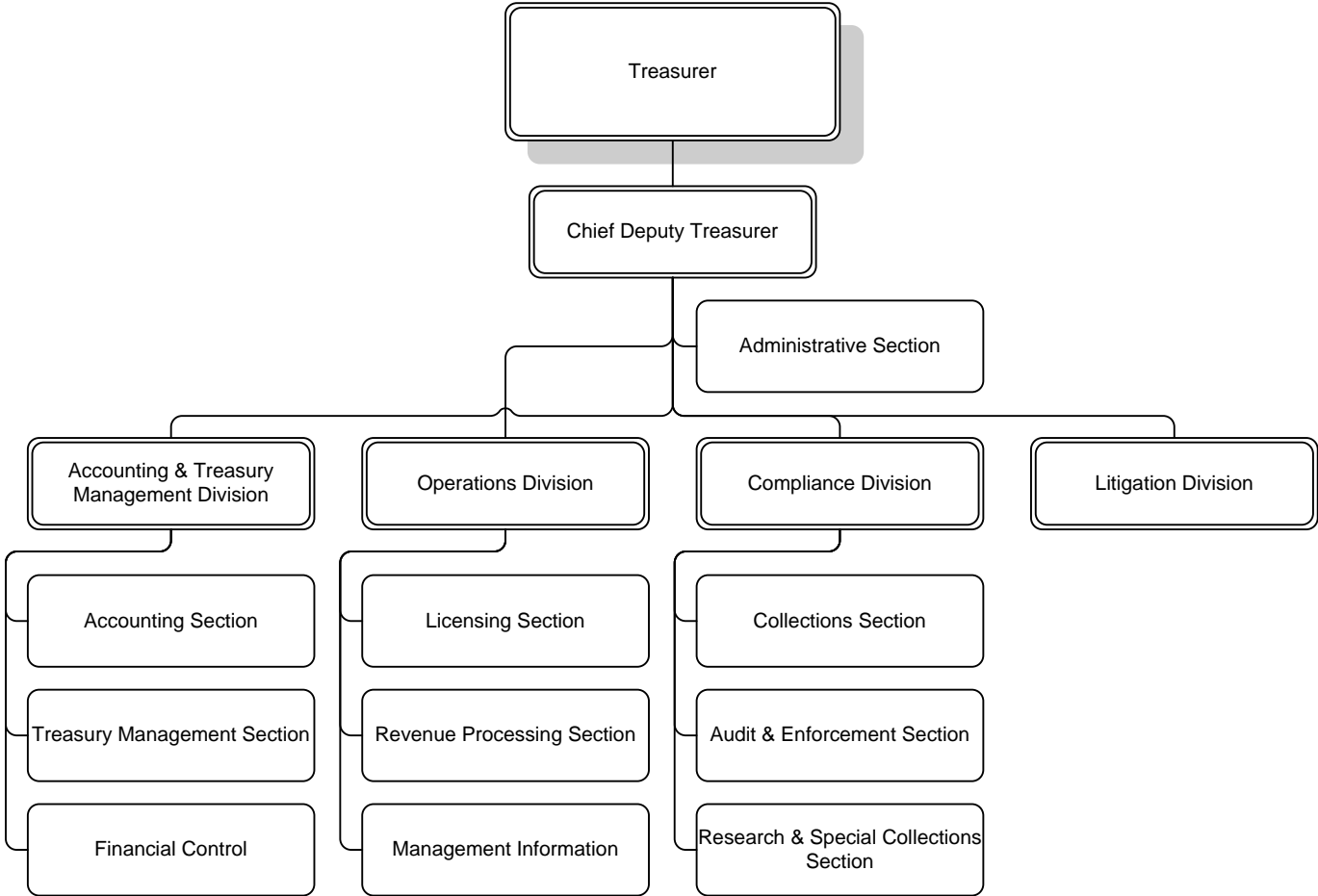
Distribution of Department Budget



DEPARTMENT DIVISIONS



DEPARTMENTAL ORGANIZATION CHART



FY 2007 PRIORITIES

- To maintain a high level of service in the receiving of payments and the processing of information to and from the taxpayers of Arlington County.
- To improve the current level of collection of all delinquent accounts and outstanding parking tickets and to maintain the current low tax delinquency rates.
- Continue to enhance the computer based cash register system to improve productivity and to provide the best customer service possible to the citizens.
- To improve the current levels of banking and accounting support and to continue the ongoing evaluation of investment policy and related procedures.

DEPARTMENT FINANCIAL SUMMARY

	FY 2005 Actual	FY 2006 Adopted	FY 2007 Proposed	% Change '06 to '07
Personnel	\$4,286,971	\$4,683,308	\$4,898,536	5%
Non-Personnel	624,154	647,570	636,067	-2%
Total Expenditures	4,911,125	5,330,878	5,534,603	4%
Fees	399,855	232,000	267,000	15%
Grants	515,442	471,850	471,850	-
Total Revenues	915,297	703,850	738,850	5%
Net Tax Support	\$3,995,828	\$4,627,028	\$4,795,753	4%
Authorized FTEs	63.2	63.2	63.2	
Funded FTEs	63.2	63.2	63.2	

SIGNIFICANT BUDGET CHANGES

The FY 2007 proposed budget for the Treasurer’s office is \$5,534,603, reflecting a four percent increase over the FY 2006 adopted budget.

- ↑ The FY 2007 proposed budget reflects a two percent market pay line adjustment, a 10% increase in employer health insurance costs, and an increase in employer retirement contributions to maintain full funding of the retirement fund.
- ↓ A decrease in non-personnel is due to an adjustment to the telephone charge by the Department of Technology Services (\$11,503).
- ↑ A net increase in revenue (\$35,000) is due to an increase in fee revenue partially offset by a decrease in DMV Select revenue.

PERFORMANCE MEASURES

	FY 2002 Actual	FY 2003 Actual	FY 2004 Actual	FY 2005 Actual	FY 2006 Estimate	FY 2007 Estimate	FY 2007 Goal
Average number of days to process decals	30	7	7	7	5	5	5
Percent of accurate billings processed within 30 days	95%	97%	97%	98%	100%	100%	100%
Total delinquent collections (million)	\$38.10	\$39.90	\$41.30	\$33.10	\$36.50	\$37.40	\$37.40

FUTURE BUDGET CONSIDERATIONS

The following factors may impact the Office of the Treasurer’s budget in the future:

- System support may be required for the Accounts Receivable system and other programming needs in the Treasurer’s Office.
- Expansion of the permit parking program by the County Board may require additional resources.